



Electronic Permit to Work with SAP Work Clearance Management

April 2021



The largest 'premium aluminium' producer in the world



#1

'premium aluminium' producer worldwide in 2019



2.5 million

tonnes cast metal production in 2020



4%

of world aluminium production



50+

countries supplied with 400+ customers



1st

Middle East headquartered company to join Aluminium Stewardship Initiative



1st

in UAE to sell our own industrial technology internationally



7,000+

people employed worldwide

Safety first and always

Zero harm

EGA's goal is zero harm to our staff, contractors and neighbours

A deep safety culture

led from the top and involving everyone

Data-driven

sharing learnings with and benchmarked against global peers

7,000 years

longest time without an LTI was equivalent to one person working without a recordable incident for seven millennia

EGA Life Saving Rules

We're working towards zero harm at the workplace, at home & everywhere

PERMIT TO WORK

ENERGY ISOLATION

WORKING AT HEIGHT
1.8m

LIFTING & RIGGING OPERATIONS

WORKING IN CONFINED SPACES

BARRICADES & SAFEGUARDING

HAZARDOUS SUBSTANCES & MOLTEN METAL
DANGER

MOBILE PHONES
NO HAND-HELD TEXT/DIAL WHILE DRIVING

FIT FOR WORK & STAY HYDRATED

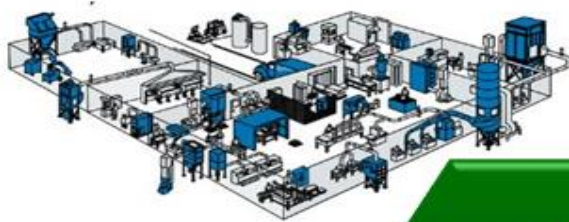
Safe behavior prevents injuries and saves lives

Our aluminium makes modern life possible



Electronic Permit to Work (ePTW) Solution Overview

Asset hierarchy: Equipment's, Isolation Points (Functional Location)...



Repair, Breakdown, Inspection work...

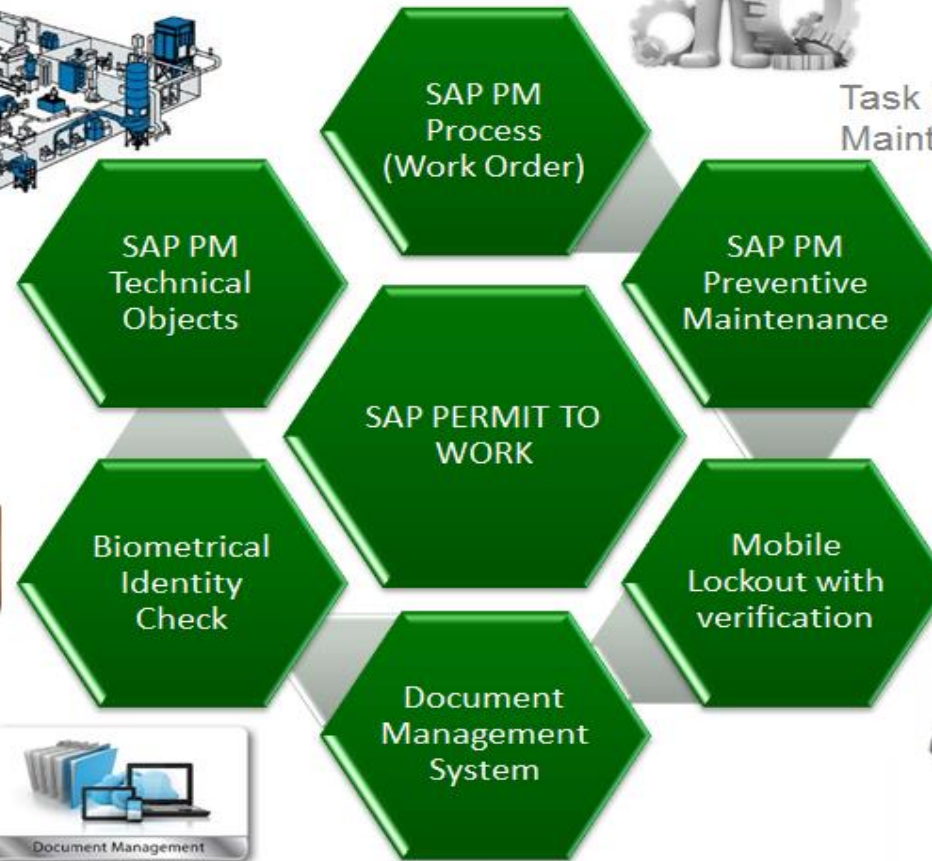
Task List & Permit Template, Maintenance Plan



Finger print scan at issue/return of Permit



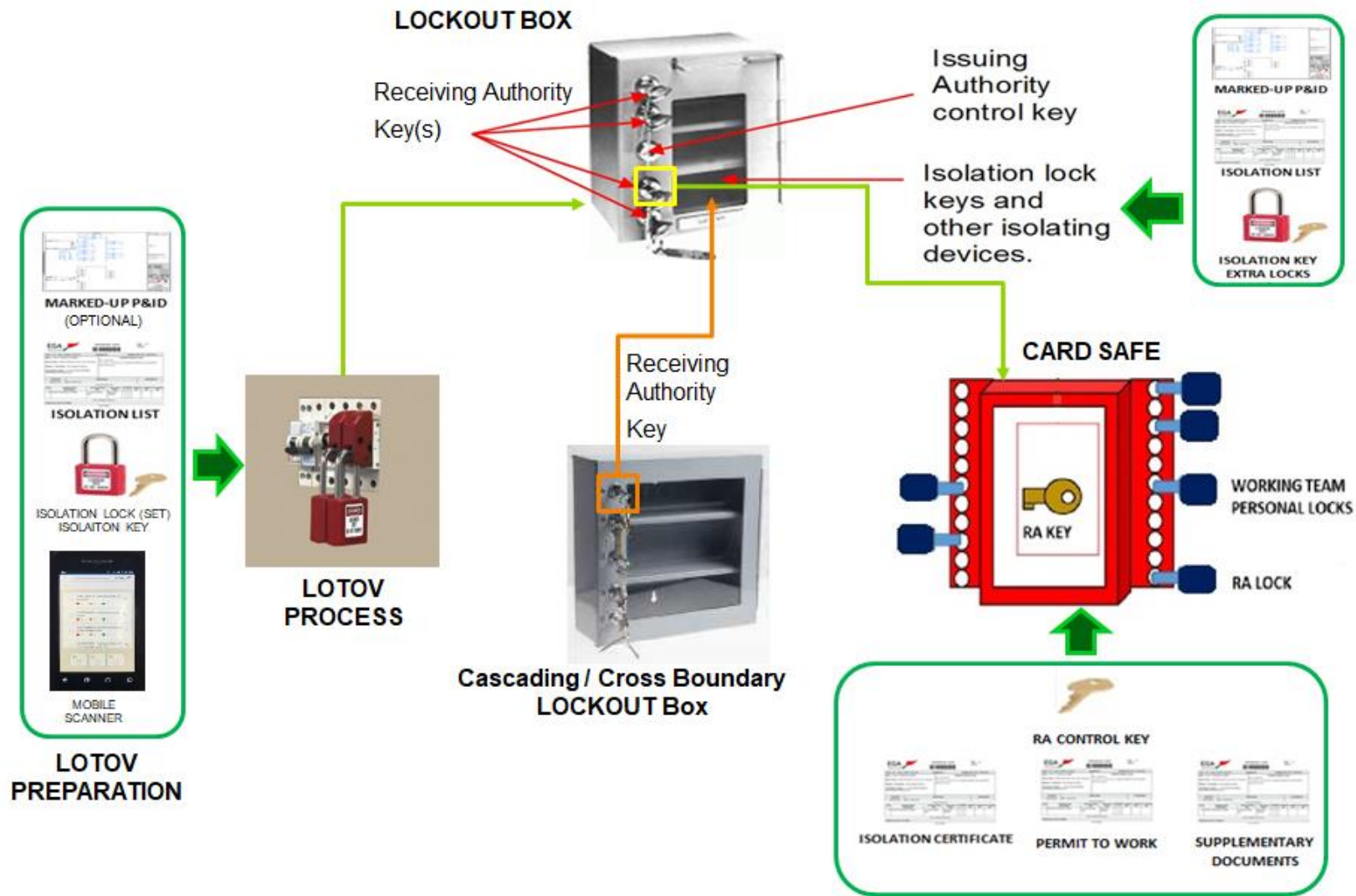
Attach SOP, TRA, SMP, P&ID...



Scan right Isolation Point, scan lock



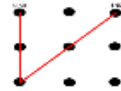
Solution Overview - Control of Isolation Key and Safety Documents



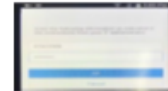
Solution Overview

Mobile Scanner Procedure

Log-In & Sync Data:



1. Open Home Screen



2. Log-in using user credential



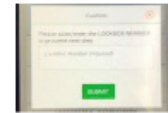
3. Synchronized SAP and Mobile Data



4. Select Isolation Document

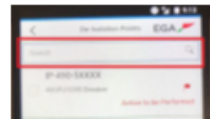


5. Select activity to perform



6. Scan Lockout Box

Isolation / De-Isolation Activity:



1. Scan Isolation Point Barcode



2. Perform Tagging / Un-tagging Requirement

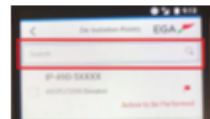


3. Scan Isolation Lock barcode



4. Scan Isolation Point Barcode, Sync Data and E-sign

Verification Activity:



1. Scan Isolation Point Barcode



2. Ensure Tagging / Un-tagging is correct



3. Scan Isolation Lock barcode



4. Scan Isolation Point Barcode, Sync Data and E-sign

NOTE: Internet Connection is **ONLY** required when log-in and when synchronize data.

Benefits



- Standardized procedure and templates:
 - Lockout box and card safe
 - Permit-To-Work, Test Permit, Certificates
 - Isolation with verification
 - High voltage access and test permit
 - Isolation and permit templates
- Segregation of duties
- Isolation conflict check
- Mobile device improves isolation safety:
 - Confirm correct isolation point using barcode
 - Capture the lock number during isolation and verify during verification of isolation and de-isolation
- Safety Cockpit increases productivity
- Live analytics
- Proper planning, preparation and execution of permit and isolation

Challenges Overcome

Training & Data readiness

- 2056 Permit Requesters
- 671 Issuing Authorities
- 1950 Receiving Authorities
- 813 Isolation Authorities
- 270 daily permits
- 106 daily isolation documents
- 207550 permits created to date
- 6101450 isolation documents



Safety Cockpit and Live Analytics





Thank you

