

# Racial/Ethnic Differences in Healthcare

## Avoidance due to Anticipated Racial Discrimination

Allana T. Forde, PhD, MPH<sup>1</sup>; Paula D. Strassle PhD, MSPH<sup>1</sup>

<sup>1</sup>Division of Intramural Research, National Institute on Minority Health and Health Disparities, National Institutes of Health, Bethesda, MD, USA

*Racial and ethnic minorities are more likely to avoid healthcare services due to anticipated racial discrimination*

### BACKGROUND

- Racial and ethnic minority populations in the USA encounter more barriers to healthcare, compared to White populations
- Racial and ethnic minority populations also experience racial discrimination, overall and within the healthcare system
- Little is known about whether racial and ethnic minority populations avoid healthcare services due to anticipated racial discrimination

**Study Objective:** Assess differences in healthcare avoidance due to anticipated racial discrimination across racial and ethnic populations

### METHODS

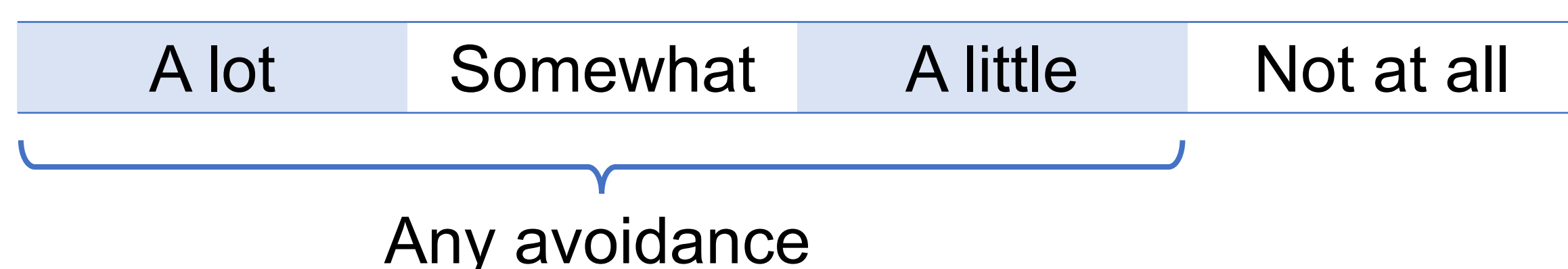
**Data source:** Race-Related Experiences Associated with COVID-19 and Health in the US (REACH-US) Study

- Nationally representative online survey of 5,500 adults (≥18 years old) living in the USA
- Conducted from 1/26/2021 to 3/3/2021
- Administered in English and Spanish (Hispanic/Latino only)
- Participants were proximity matched to the 2018 American Community Survey using sociodemographics

N	Racial and Ethnic Populations
500	American Indian or Alaska Native (AIAN)
1000	Asian
1000	Black or African American (Black)
1000	Hispanic or Latino (Latino)
500	Multiracial
500	Native Hawaiian or Pacific Islander (NHPI)
1000	White

### Avoidance of Healthcare Services due to Anticipated Racial Discrimination

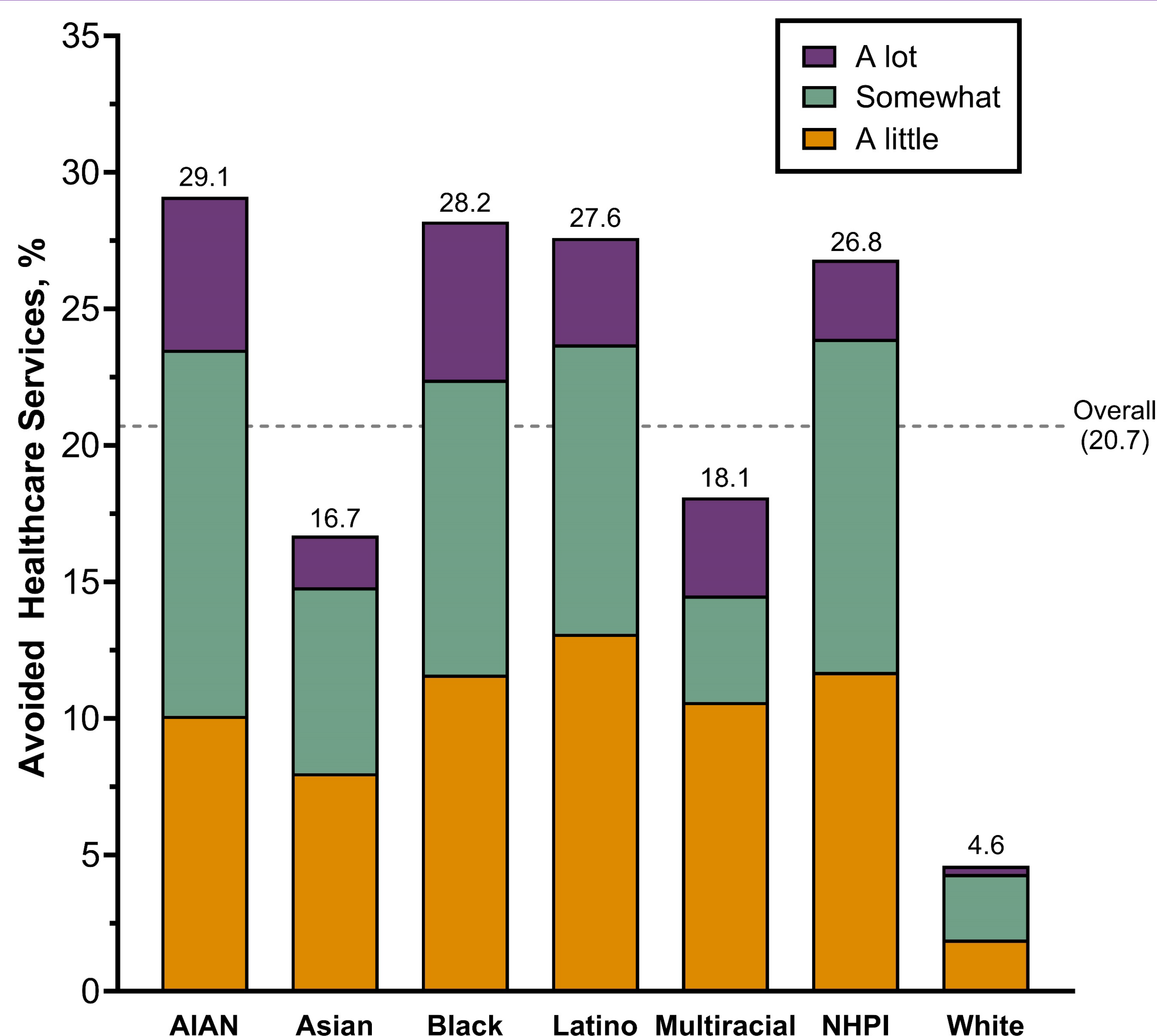
How much have you stopped yourself from contacting healthcare services because you thought you might experience racial discrimination?



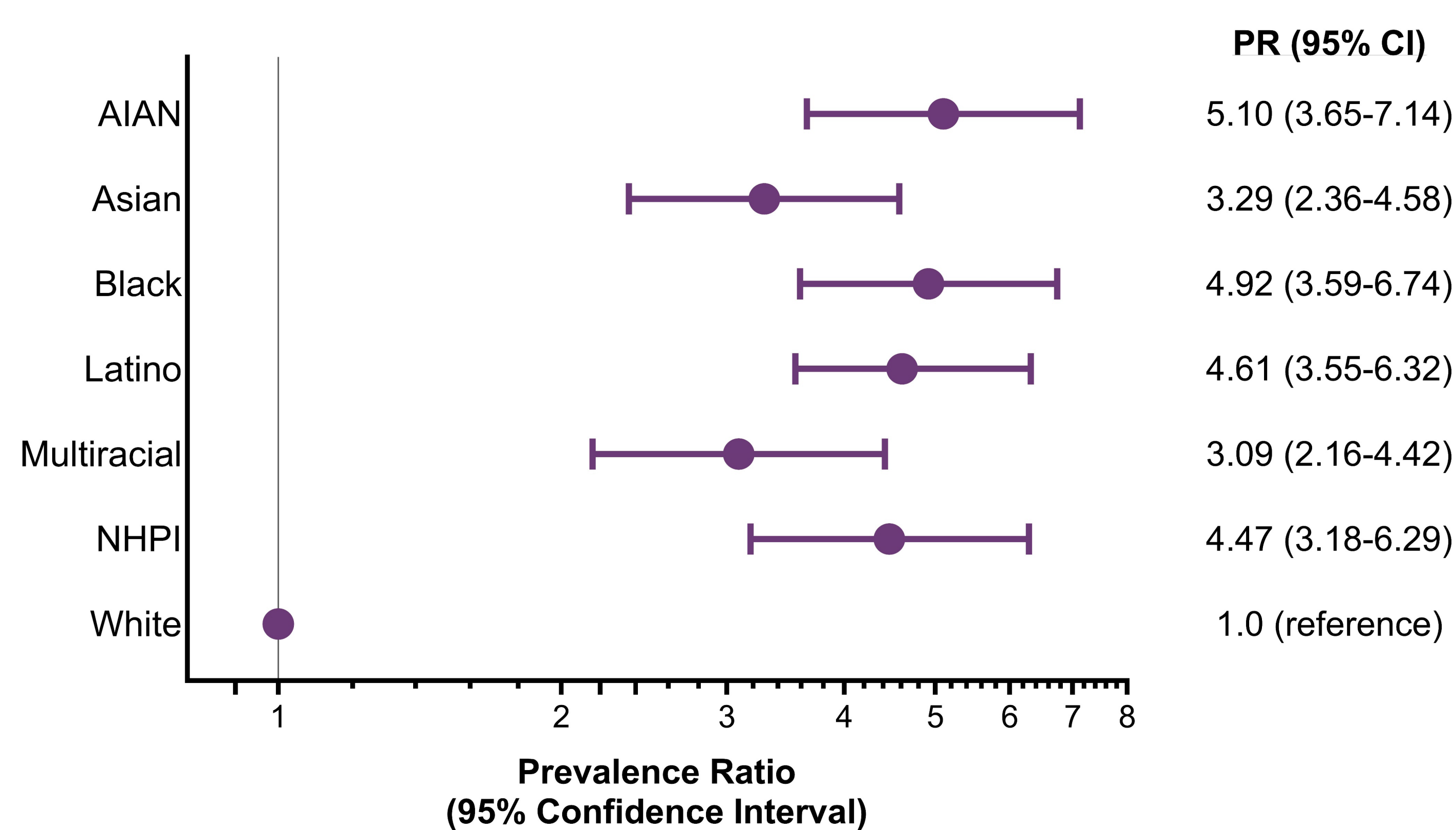
### Statistical Analyses

- Complete case analysis (N=5,498)
- Log-binomial regression was used to estimate the prevalence of healthcare avoidance due to anticipated racial discrimination within racial and ethnic groups
- Adjusted for age, sex, highest level of education, employment status, annual household income, health insurance status
- All analyses were weighted to be nationally representative within racial and ethnic groups

### RESULTS



**Figure 1.** Prevalence of avoiding healthcare services due to anticipated racial discrimination, overall and by race and ethnicity.



**Figure 2.** Adjusted associations comparing any healthcare avoidance due to anticipated racial discrimination among racial and ethnic minority participants to White participants.

### CONCLUSIONS

- More than 1 in 4 AIAN, Black, Latino, and NHPI adults reported avoiding healthcare services due to anticipated racial discrimination
- Racial discrimination in the healthcare system may be contributing to disparities in healthcare utilization in the USA
- Improving patient-provider interactions for racial and ethnic minority patients could improve healthcare access among these populations and reduce health disparities

### ADDITIONAL KEY INFORMATION

**Author Contact Information:** [allana.forde@nih.gov](mailto:allana.forde@nih.gov)

**Funding Source:** Division of Intramural Research, National Institute on Minority Health and Health Disparities, National Institutes of Health

**Acknowledgements:** YouGov Staff and participants