

Organizers:



The Romanian Association
for Endoscopic Surgery and
Other Interventional Techniques



The Romanian Society
for Metabolic Surgery

ARCE 2022

The XIth National Congress of the
Romanian Association for Endoscopic Surgery

The XIIIth National Symposium
of Bariatric & Metabolic Surgery

The IIIrd National Symposium
of Robotic Surgery

28 September - 01 October

Timișoara Hotel & Timișoara Convention Center
Timișoara, Romania

**Minimal invasive surgery:
Knowing better, doing better**



www.arcecongres.ro

FINAL PROGRAM

Organizers



The Romanian Association for Endoscopic Surgery and other Interventional Techniques



The Romanian Society for Metabolic Surgery

Scientific Partners

The Romanian Society of Surgery

iSMIT - The international Society for Medical Innovation and Technology

The Romanian Society of Anaesthesia - Intensive Care

The Romanian Society of Minimally-Invasive Gynecologic Surgery

The Romanian Society of Paediatric Surgery

The Romanian Society of Digestive Endoscopy

The Romanian Society of Coloproctology

Surgical Training Institute



Dear colleagues,

It offers me great pleasure to welcome you to Timișoara and I am honoured to meet again face-to-face on the occasion of ARCE 2022 events: the 11th National Congress of the Romanian Association for Endoscopic Surgery, the 13th National Symposium of Bariatric and Metabolic Surgery and the 3rd National Robotic Surgery Symposium.

We all know by now that ARCE's mission is aimed at the progress, professional development and continuing education of the medical community it represents, with the goals of the association also being translated in its scientific events.

To this end, this year's theme, Minimal Invasive Surgery - Knowing better, doing better, comes to support this educational role through a consistent and varied scientific program, with numerous conferences, interactive sessions, video sessions, oral communications and e-Posters, at which nationally and internationally renowned experts have generously contributed. The program was developed to provide valuable information to specialists at different stages of professional development. Therefore, the four days of the event will offer pre-Congress courses designed to initiate or strengthen certain skills, as well as sessions dedicated to young surgeons, students and medical nurses.

The ARCE 2022 Congress experience would not be complete without an extensive specialized medical exhibition, where representatives of partner companies are waiting to present the latest updates in the field of minimally invasive surgery.

Thank you all for your active participation in the Congress and for sharing your experiences in formal and informal discussions, which will contribute greatly to the success of the event.

I hope this Congress will offer you as many useful moments as possible for your profession, with both fruitful and pleasant meetings and lasting memories!

Sincerely yours,

A handwritten signature in blue ink, appearing to be 'C. Duță', written in a cursive style.

Prof. Ciprian Duță, MD, PhD
ARCE 2022 Congress President
A.R.C.E. President



JOIN ARCE

Become a member today!



BENEFITS

50% discount for EAES membership fee

Reduced EAES Congress registration fees

Reduced fees for ARCE educational activities

Special fees for national events' registration

Access to a professional community dedicated

to promoting and developing minimally invasive surgery in Romania.



www.arce.ro
office@arce.ro



Phone: 0756.126.777
Fax: 031.620.8093

Wednesday, 28 September 2022	
Hotel Timișoara	
Roma 1	Viena 2
<p>09:00 - 17:00 Course Basic laparoscopic surgery for residents and young specialists</p> <p>Course director: Răzvan Popescu (Constanța, Romania)</p> <p>Trainers: Valeriu Șurlin (Craiova, Romania) Răzvan Popescu (Constanța, Romania) Bogdan Diaconescu (Bucharest, Romania) Gabriel Verdeș (Timișoara, Romania) George Nodiți (Timișoara, Romania)</p>	<p>09:00 - 17:00 Course Interventional techniques in digestive endoscopy</p> <p>Course directors: Adrian Goldiș (Timișoara, Romania) Florin Turcu (Bucharest, Romania)</p> <p>Experts and Faculty: Vlad-David Braicu (Timișoara, Romania) Felix Bende (Timișoara, Romania) Dan Brebu (Timișoara, Romania) Bogdan Dumbravă (Bucharest, Romania) Adrian Goldiș (Timișoara, Romania) Tudor Moga (Timișoara, Romania) Adrian Săftoiu (Craiova, Romania) Florin Turcu (Bucharest, Romania)</p>

Wednesday, 28 September 2022	
Hotel Timișoara	
Roma 2	Atena
<p>09:00 - 18:00 Course Robotic surgery</p> <p>Course director: Victor Tomulescu (Bucharest, Romania)</p> <p>Trainers: Victor Tomulescu (Bucharest, Romania) Eliza Gârbea (Bucharest, Romania)</p>	<p>09:00 - 17:00 Course Ultrasound for surgery</p> <p>Course directors: Călin Tiu (Câmpina, Romania) Andreas Melzer (Dundee, United Kingdom)</p> <p>Trainers: Stavros A. Antoniou (Thessaloniki, Greece) Vasile Bințișan (Cluj-Napoca, Romania) Valeriu Șurlin (Craiova, Romania) Alexandru Isaic (Timișoara, Romania) Caius Lazăr (Timișoara, Romania) Alexandru Carâp (Bucharest, Romania) Bogdan Socea (Bucharest, Romania) Gerald Filip (Bucharest, Romania) Radu Claudiu Elisei (Bistrița, Romania)</p>

Thursday, 29 September 2022

Experience 1	Experience 2
<p>08:30 - 09:30 Session I A - Face-to-Face How to deal with MBD stones - timing and approach (gastroenterology versus surgical opinion)</p> <p>Co-chairpersons: Octavian Fulger Lazăr (Timișoara, Romania) Valentin Calu (Bucharest, Romania) Bogdan Miușescu (Cluj-Napoca, Romania)</p> <p>Speakers: Marcel Tanțău (Cluj-Napoca, Romania) Valentin Calu (Bucharest, Romania) Florin Turcu (Bucharest, Romania)</p>	<p>08:30 - 10:30 Session I B Is laparoscopic cholecystectomy an easy operation?</p> <p>Co-chairpersons: Rossen Madjov (Varna, Bulgaria) Victor Tomulescu (Bucharest, Romania) Ion-Cosmin Puia (Cluj-Napoca, Romania)</p> <p>Speakers: Plamen Chernopolsky (Varna, Bulgaria) Florin Turcu (Bucharest, Romania) Dan Brebu (Timișoara, Romania) Ion-Cosmin Puia (Cluj-Napoca, Romania) Alexandru Nicolau (Bucharest, Romania) Emil-Ioan Mois (Cluj-Napoca, Romania) Ovidiu Budișcă (Târgu Mureș, Romania) Adrian Cotîrleț (Moinești, Romania)</p>
<p>09:30 - 10:30 Session II A FUSE Symposium. Fire in the OR</p> <p>Experts panel: Cătălin Copăescu (Bucharest, Romania) Dan Ulmeanu (Bucharest, Romania) Florin Turcu (Bucharest, Romania) Mircea Lițescu (Bucharest, Romania) Răzvan Popescu (Constanța, Romania) Bogdan Smeu (Bucharest, Romania) Gerald Filip (Bucharest, Romania) Marius Păpurică (Timișoara, Romania) Antonius N. Stanciu (Timișoara, Romania)</p>	

Thursday, 29 September 2022	
Experience 1	Experience 2
10:30 - 11:00 Coffee break & exhibition visiting	
<p style="text-align: center;">11:00 - 12:30 Session III A Minimally invasive treatment in the COVID-era. Joint RAES / SICE Session</p> <p style="text-align: center;">Co-chairpersons: Ferdinando Agresta (Vittorio Veneto, Italy) Gianfranco Silecchia (Rome, Italy) Cătălin Copăescu (Bucharest, Romania)</p> <p style="text-align: center;">Speakers: Ferdinando Agresta (Vittorio Veneto, Italy) Gianfranco Silecchia (Rome, Italy) Patricia-Roxana Pleșa-Furda (Cluj-Napoca, Romania) Vlad-David Braicu (Timișoara, Romania) Călin Popa (Cluj-Napoca, Romania) Ștefan Pătrașcu (Craiova, Romania)</p>	<p style="text-align: center;">11:00 - 12:30 Session II B How I do it – procedures. Education for young or not so young surgeons</p> <p style="text-align: center;">Co-chairpersons: Florin Zaharie (Cluj-Napoca, Romania) Valeriu Șurlin (Craiova, Romania) Dan Ulmeanu (Bucharest, Romania) Konstantinos Sapalidis (Thessaloniki, Greece)</p> <p style="text-align: center;">Speakers: Vasile Bințișan (Cluj-Napoca, Romania) Konstantinos Sapalidis (Thessaloniki, Greece) Styliani Laskou (Thessaloniki, Greece) Raluca Apostu (Cluj-Napoca, Romania) Vlad Făgărășan (Cluj-Napoca, Romania)</p> <p style="text-align: center;">Expert discussions: Ana Senent Boza (Seville, Spain) Marta Botti (Pavia, Italy) Ionuț Hutopilă (Bucharest, Romania) Clarisa Bîrlog (Bucharest, Romania)</p>

Thursday, 29 September 2022	
Experience 1	Experience 2
<p>12:30 - 13:00 Experience 1 Hall "Sergiu Duca" Plenary Conference</p> <p>Chairperson: Ciprian Duță (Timișoara, Romania)</p> <p>Speaker: Ferdinando Agresta (Vittorio Veneto, Italy)</p>	
<p>13:00 - 14:00 Lunch break & industry-sponsored symposia</p>	
<p>14:00 - 16:00 Session IV A Tips and tricks in gastro-esophageal minimal invasive surgery</p> <p>Co-chairpersons: Radosław Pach (Kraków, Poland) Miloš Bjelović (Belgrade, Serbia) Ciprian Duță (Timișoara, Romania)</p> <p>Speakers: Radosław Pach (Kraków, Poland) Miloš Bjelović (Belgrade, Serbia) Ciprian Duță (Timișoara, Romania) Zina Barabas-Cuzmici (Cluj-Napoca, Romania) Răzvan Popescu (Constanța, Romania) Vasile Bințișan (Cluj-Napoca, Romania) Bogdan Smeu (Bucharest, Romania) Silviu-Daniel Preda (Craiova, Romania) Eustațiu Florin Memu (Timișoara, Romania)</p>	<p>14:00 - 16:00 Session III B The National Symposium of Robotic Surgery (part I)</p> <p>Session organized in partnership with The Romanian Club for Robotic Surgery</p> <p>Co-chairpersons: Victor Tomulescu (Bucharest, Romania) Nicolae Crișan (Cluj-Napoca, Romania) Apostolos P. Labanaris (Thessaloniki, Greece)</p> <p>Speakers: Deliu-Victor Matei (Milan, Italy) Franco Orsi (Milan, Italy) Nicolae Crișan (Cluj-Napoca, Romania) Cristian Surcel (Bucharest, Romania) Simona Filip (Bucharest, Romania) Juan-Santiago Azagra Soria (Luxembourg, Luxembourg) Emil-Ioan Mois (Cluj-Napoca, Romania)</p>

Thursday, 29 September 2022	
Experience 1	Experience 2
<p>16:00 - 16:30 Coffee break & exhibition visiting</p> <p>e-Posters' Evaluation (e-Posters Area, ground floor) Evaluation Committee: Vasile Bințișan (Cluj-Napoca, Romania) Alexandru Nicolau (Bucharest, Romania) Bogdan Smeu (Bucharest, Romania)</p>	
<p>16:30 - 18:00 Session V A MIS for colorectal surgery – present and future</p> <p>Co-chairpersons: Mark Coleman (Plymouth, United Kingdom) Valentin Calu (Bucharest, Romania) JT Jenkins (London, United Kingdom)</p> <p>Speakers: JT Jenkins (London, United Kingdom) Mark Coleman (Plymouth, United Kingdom) Damir Karlovic (Rijeka, Croatia) Vasile Bințișan (Cluj-Napoca, Romania) Valentin Calu (Bucharest, Romania) Raluca Apostu (Cluj-Napoca, Romania)</p>	<p>16:30 - 18:00 Session IV B The National Symposium of Robotic Surgery (part II)</p> <p>Session organized in partnership with The Romanian Club for Robotic Surgery</p> <p>Co-chairpersons: Cătălin Copăescu (Bucharest, Romania) Ciprian Duță (Timișoara, Romania)</p> <p>Speakers: Apostolos P. Labanaris (Thessaloniki, Greece) Jonathan Douissard (London, United Kingdom) Victor Radu (Bucharest, Romania) Cătălin Coroleuca (Bucharest, Romania) Deliu-Victor Matei (Milan, Italy) Eliza-Cristina Bujoreanu (Cluj-Napoca, Romania)</p>
<p>18:00 - 19:30 Experience 1 Hall ARCE 2022 Congress Official Opening Ceremony</p>	

Friday, 30 September 2022	
Experience 1	Experience 2
<p>08:30 - 10:00 Session VI A Best videos and commented e-Posters</p> <p>Co-chairpersons: Alexandru Nicolau (Bucharest, Romania) Adrian Maghiar (Oradea, Romania) Amadeus Dobrescu (Timișoara, Romania)</p> <p>Speakers: Alexandru Nicolau (Bucharest, Romania) Eliza-Cristina Bujoreanu (Cluj-Napoca, Romania) Adrian Miron (Bucharest, Romania) Clarisa Bîrlog (Bucharest, Romania) Oliviu-Cristian Borz (Târgu Mureș, Romania) Radu Claudiu Elisei (Bistrița, Romania) Flaviu-Ionuț Faur (Timișoara, Romania) Emil-Ioan Mois (Cluj-Napoca, Romania) Radu Răzvan Scurtu (Cluj-Napoca, Romania) Adnan Al Aloul (Râmnicu Sărat, Romania) Mihai-Codrin Galinescu (Bacău, Romania) Bogdan Dumbravă (Bucharest, Romania)</p>	<p>08:30 - 10:30 Session V B Multidisciplinary challenges of deep endometriosis in the era of minimally invasive surgery</p> <p>Co-chairpersons: Voicu Simedrea (Timișoara, Romania) Rubin Munteanu (Bucharest, Romania)</p> <p>Speakers: Voicu Simedrea (Timișoara, Romania) Anda-Iustina Sîmbotin (Bucharest, Romania) Laurențiu Pirtea (Timișoara, Romania) Gabriel Verdeș (Timișoara, Romania) Cătălin Coroleuca (Bucharest, Romania) Rubin Munteanu (Bucharest, Romania) Vlad-David Braicu (Timișoara, Romania)</p>

Friday, 30 September 2022	
Experience 1	Experience 2
<p>10:00 - 10:30 Session VII A Social media in surgery</p> <p>Co-chairpersons: Cristi Tarța (Timișoara, Romania) Mădălina Plic (Timișoara, Romania)</p> <p>Speakers: Cristian Boru (Rome, Italy) Paola Ciccarelli (Latina, Italy)</p>	
<p>10:30 - 11:00 Coffee break & exhibition visiting FUSE Workshop (Exhibition area, ground floor) Trainer: Bogdan Smeu (Bucharest, Romania)</p>	
<p>11:00 - 12:30 Session VIII A Advances in MIS</p> <p>Co-chairpersons: Stavros A. Antoniou (Thessaloniki, Greece) Răzvan Popescu (Constanța, Romania) Dan Brebu (Timișoara, Romania)</p>	<p>11:00 - 12:30 Session VI B Hernia: How I do it</p> <p>Co-chairpersons: Srđan Mijatović (Belgrade, Serbia) Dan Ulmeanu (Bucharest, Romania) Cristi Tarța (Timișoara, Romania)</p> <p>Experts' panel: Victor Tomulescu (Bucharest, Romania) Florin Turcu (Bucharest, Romania) Valentin Calu (Bucharest, Romania) Victor Diaconu (Bucharest, Romania)</p>

Friday, 30 September 2022	
Experience 1	Experience 2
<p>Speakers: JT Jenkins (London, United Kingdom) Stavros A. Antoniou (Thessaloniki, Greece) Zeno Spârchez (Cluj-Napoca, Romania) Florin Zaharie (Cluj-Napoca, Romania) Dan Brebu (Timișoara, Romania) Răzvan Popescu (Constanța, Romania)</p>	<p>Speakers: Răzvan Popescu (Constanța, Romania) Srđan Mijatović (Belgrade, Serbia) Cristi Tarța (Timișoara, Romania) Doru Moga (Sibiu, Romania) Octavian Arnăutu (Bucharest, Romania) Mihai-Daniel Hrițcu (Bucharest, Romania)</p>
<p>12:30 - 13:30 Lunch break & industry-sponsored symposia</p>	
<p>13:30 - 14:00 Experience 1 Hall "Corneliu Dragomirescu" Plenary lecture</p> <p>Chairperson: Cătălin Copăescu (Bucharest, Romania)</p> <p>Speaker: Alberto Arezzo (Turin, Italy)</p>	
<p>14:00 - 16:00 Session IX A What is new in colorectal MIS surgery?</p> <p>Co-chairpersons: Miljan Čeranić (Belgrade, Serbia) JT Jenkins (London, United Kingdom) Vasile Bințișan (Cluj-Napoca, Romania)</p> <p>Speakers: Stavros A. Antoniou (Thessaloniki, Greece) Radu Claudiu Elisei (Bistrița, Romania)</p>	<p>14:00 - 16:00 Session VII B iSMIT special session. Ultrasound in surgery</p> <p>Co-chairpersons: Călin Tiu (Câmpina, Romania) Andreas Melzer (Dundee, United Kingdom) Stavros A. Antoniou (Thessaloniki, Greece)</p>

Program Overview

Friday, 30 September 2022	
Experience 1	Experience 2
<p>Igor Krdžić (Belgrade, Serbia)</p> <p>Miljan Čeranić (Belgrade, Serbia)</p> <p>Florin Zaharie (Cluj-Napoca, Romania)</p> <p>Răzvan Popescu (Constanța, Romania)</p> <p>Vasile Bințișan (Cluj-Napoca, Romania)</p> <p>Valentin Calu (Bucharest, Romania)</p>	<p>Speakers:</p> <p>Andreas Melzer (Dundee, United Kingdom)</p> <p>Călin Tiu (Câmpina, Romania)</p> <p>Stavros A. Antoniou (Thessaloniki, Greece)</p> <p>Radu Claudiu Elisei (Bistrița, Romania)</p> <p>Simona Filip (Bucharest, Romania)</p> <p>Octavia Luciana Madge (Bucharest, Romania)</p>
<p>16:00 - 16:30</p> <p>Coffee break & exhibition visiting</p> <p>FUSE Workshop (Exhibition area, ground floor)</p> <p>Trainer: Bogdan Smeu (Bucharest, Romania)</p>	
<p>16:30 – 17:30</p> <p>Session X A</p> <p>Face-to-Face</p> <p>Battle for gastric cancer</p> <p>Co-chairpersons:</p> <p>Bogdan Diaconescu (Bucharest, Romania)</p> <p>Victor Tomulescu (Bucharest, Romania)</p> <p>Valentin Calu (Bucharest, Romania)</p> <p>Speakers:</p> <p>Bogdan Diaconescu (Bucharest, Romania)</p> <p>Naruhiko Ikoma (Houston, U.S.A.)</p> <p>Giusto Pignata (Brescia, Italy)</p>	<p>16:30 - 18:30</p> <p>Session VIII B</p> <p>The role of young surgeons in the future of MIS. Special cases</p> <p>with interactive discussions</p> <p>with young surgeons</p> <p>Co-chairpersons:</p> <p>Ana Senent Boza (Seville, Spain)</p> <p>Stelian Pantea (Timișoara, Romania)</p> <p>Clarisa Bîrlog (Bucharest, Romania)</p> <p>Experts' panel:</p> <p>Alexandru Nicolau (Bucharest, Romania)</p> <p>Florin Turcu (Bucharest, Romania)</p> <p>Cristi Tarța (Timișoara, Romania)</p>

Friday, 30 September 2022	
Experience 1	Experience 2
<p>17:30 - 18:30 Session XI A Varia</p> <p>Co-chairpersons: Konstantinos Sapalidis (Thessaloniki, Greece) Valeriu Şurlin (Craiova, Romania) Peter Vasas (Doncaster, United Kingdom)</p> <p>Speakers: Damir Karlovic (Rijeka, Croatia) Dorian Kršul (Rijeka, Croatia) Styliani Laskou (Thessaloniki, Greece) Christina Seva (Thessaloniki, Greece) Eleni Paschou (Thessaloniki, Greece) Vasile Binţinţan (Cluj-Napoca, Romania) Peter Vasas (Doncaster, United Kingdom)</p>	<p>Speakers: Emanuele Botteri (Brescia, Italy) Ana Senent Boza (Seville, Spain) Marta Botti (Pavia, Italy) Alexandru Nicolau (Bucharest, Romania) Silviu-Daniel Preda (Craiova, Romania) Emina Letić (Sarajevo, Bosnia & Herzegovina)</p> <p>Special cases: Florin Turcu (Bucharest, Romania) Tamás Rűsz-Fogarasi (Cluj-Napoca, Romania) Răzvan Popescu (Constanţa, Romania)</p>

Saturday, 01 October 2022	
Experience 1	Experience 2
<p>08:30 - 10:00 Session XII A The National Symposium of Bariatric and Metabolic Surgery (part I)</p> <p>Session organized in partnership with the Romanian Society for Metabolic Surgery</p> <p>Challenges of the Bariatric Surgery Programs</p> <p>Co-chairpersons: Bogdan Smeu (Bucharest, Romania) Adriana-Florinela Cătoi-Galea (Cluj-Napoca, Romania)</p> <p>Speakers: Cătălin Copăescu (Bucharest, Romania) Silviu-Tiberiu Makkai-Popa (Braşov, Romania) Ionuţ Hutopilă (Bucharest, Romania) Viorel Dejeu (Arad, Romania) Radosław Pach (Kraków, Poland) Amadeus Dobrescu (Timișoara, Romania)</p>	<p>08:30 - 10:00 Session IX B Session dedicated to nurses</p> <p>Co-chairpersons: Iarmila Babușka (Timișoara, Romania) Daniel Aurelian Ilincaru (Timișoara, Romania) Daniela Barjica (Timișoara, Romania)</p> <p>Speakers: Iarmila Babușka (Timișoara, Romania) Loredana Beneş (Timișoara, Romania) Gheorghe-Ion Mija (Bucharest, Romania) Andreea Ciobotaru (Timișoara, Romania) Alina Blidariu (Timișoara, Romania) Mariana Vâlcan (Oradea, Romania)</p>
	<p>10:00 - 10:30 Coffee break & exhibition visiting</p>
<p>10:00 - 10:45 Coffee break & exhibition visiting</p>	<p>10:30 - 12:00 Session X B Session dedicated to students</p>

Saturday, 01 October 2022	
Experience 1	Experience 2
<p>10:45 - 12:00 Session XIII A The National Symposium of Bariatric and Metabolic Surgery (part II)</p> <p>Session organized in partnership with the Romanian Society for Metabolic Surgery</p> <p>Technical aspects & outcomes of metabolic surgery procedures</p> <p>Co-chairpersons: Cătălin Copăescu (Bucharest, Romania) Ionuț Hutopilă (Bucharest, Romania)</p> <p>Speakers: Ionuț Hutopilă (Bucharest, Romania) Cristian Boru (Rome, Italy) Bogdan Smeu (Bucharest, Romania) Răzvan Popescu (Constanța, Romania) Simona Filip (Bucharest, Romania) Victor Diaconu (Bucharest, Romania) Clarisa Bîrlog (Bucharest, Romania)</p>	<p>Co-chairpersons: Sergiu Bara (Timișoara, Romania) Gabriel Verdeș (Timișoara, Romania) George Nodiți (Timișoara, Romania)</p> <p>Speakers: Ariana Ghimici (Timișoara, Romania) Ariana Stoica (Timișoara, Romania) Antonia Maria Pop (Timișoara, Romania) Rareș Urlan (Timișoara, Romania) Andreea-Adriana Neamțu (Arad, Romania) Marco Capitanio (Timișoara, Romania) Alexandra-Maria Nină (Timișoara, Romania)</p>

Curs | Course**Chirurgie laparoscopică de bază pentru rezidenți și tineri specialiști****Basic laparoscopic surgery for residents and young specialists**

09:00 - 09:30

Introducere în chirurgia laparoscopică

Introduction in laparoscopic surgery

Valeriu Șurlin (Craiova, Romania)

- Istoricul chirurgiei laparoscopice,
- indicații/contraindicații, limite ale abordului laparoscopic
- avantaje - dezavantaje ale chirurgiei laparoscopice
- pneumoperitoneul - ce este de știut?
- tehnici de insuflare a pneumoperitoneului, accidente, incidente
- generalități despre modul de plasare a trocarelor
- noi tendințe în chirurgia laparoscopică (single incision/single port laparoscopic surgery, NOSE, hybrid NOTES)

- History of laparoscopic surgery,
- indications/contraindications, limits of the laparoscopic approach
- advantages - disadvantages of laparoscopic surgery
- pneumoperitoneum - what to know?
- pneumoperitoneum insufflation techniques, accidents, incidents
- generalities about how to place trocars
- New trends in laparoscopic surgery (single incision/single port laparoscopic surgery, NOSE, hybrid NOTES)

09:30 - 10:00

Instrumentar în laparoscopică

Instrumentation in laparoscopic surgery

Răzvan Popescu (Constanța, Romania)

- Prezentarea instrumentarului și a turnului de laparoscopie
- Principii de utilizare a sistemului video, a sursei de lumină, a insuflatorului de gaz, precum și a sistemului de lavaj-aspirație
- Utilizarea telescopului și a sursei de lumină pentru a oferi o imagine optimă
- Cunoașterea componentelor și stabilirea indicațiilor de utilizare a instrumentarului chirurgical
- Prezentarea diferitelor trocare, precum și modalitatea corectă de utilizare a acestora
- Prezentarea tehnicilor de utilizare corectă a instrumentarului chirurgical
- Prezentarea diferitelor modalități de realizare a pneumoperitoneului
- Notiuni de bază în instrumentarul de electrochirurgie
- Cunoașterea și utilizarea corectă a instrumentarului folosit în sistemul lavaj-aspirație

- Presentation of the instruments and the laparoscopy tower
- Principles of using the video system, the light source, the gas insufflation system, as well as the irrigation-aspiration system
- Using the telescope and the light source to provide an optimal image.
- Understanding the components and establishing the indications for the use of surgical instruments.
- Presentation of the different trocars and the correct way of using them.
- Presentation of techniques for the correct use of surgical instruments.
- Presentation of the different ways of achieving pneumoperitoneum.
- Basic knowledge of electrosurgery.
- Knowledge and correct use of the irrigation-aspiration system.

10:00 - 10:30

Electrochirurgia în laparoscopie

Electrosurgery in laparoscopy

Bogdan Diaconescu (Bucharest, Romania)

10:30 - 11:00

Tehnici de bază

Basic techniques

Gabriel Verdeș (Timișoara)

- Instituirea pneumoperitoneului
- Plasarea trocarelor
- Explorarea laparoscopică generală a cavității peritoneale
- Visceroliza, explorarea pentru ascita și tehnici de biopsie laparoscopică
- Tehnici de ligaturi și sutura laparoscopică. Cum se efectuează un endoloop? Tehnici de efectuare a nodurilor intracorporeale.
- Extragerea pieselor operatorii și drenajul laparoscopic

- Achieving pneumoperitoneum
- Placement of trocars
- General laparoscopic exploration of the peritoneal cavity
- Viscerolysis, exploration for ascites, and laparoscopic biopsy techniques
- Techniques of ligatures and laparoscopic suture. How is an endoloop used? Techniques for making intracorporeal knots.
- Extraction of specimens and laparoscopic drainage

11:00 - 11:30

Complicații în chirurgia laparoscopică

Complications in laparoscopic surgery

George Noditi (Timișoara, Romania)

11:30 - 12:00

Discuții

Discussions

12:00 - 17:00
Curs Hands-on
Hands-on course

Activități specifice | Specific activities

1. Deprinderea utilizării laparoscopului, sistemului video, irigație aspirație, electrochirurgie,
 2. Deprinderea utilizării instrumentarului
 3. Exersarea manualității mâinii drepte și stângi
 4. Disecții cu hook și foarfecă
 5. Nodurile intracorporeale
 6. Sutura intracorporeală
 7. Utilizarea electrochirurgiei monopolare, bipolare
 8. Efectuarea de sarcini specifice la pelvitruainer
-
1. Learning how to use the laparoscope, the video system, suction irrigation system, electrocautery,
 2. Learning how to use the tools
 3. Practicing right and left-hand dexterity
 4. Blunt and sharp dissection
 5. Intracorporeal knots
 6. Intracorporeal suture
 7. Use of monopolar, bipolar electrocautery
 8. Performing specific tasks at the pelvic trainer

Curs | Course

Endoscopie digestivă intervențională | Interventional techniques in digestive endoscopy course

08.30 - 09.00

Primirea și înscrierea participanților

Participants registration

09.00 - 09.10

Deschiderea Cursului

Welcome and Overview

Adrian Goldiș (Timișoara, Romania)

09.10 - 09.30

Hemoragii digestive superioare - mijloace de hemostază, detalii de tehnică, artificii utile

Digestive bleeding - hemostasis technique, useful tips

Adrian Goldiș (Timișoara, Romania)

09.30 - 09.50

Polipectomia - tehnica standard, artificii utile

Polypectomy - technical details, useful tips

Adrian Săftoiu (Craiova, Romania)

09.50 - 10.10

Riscul hemoragic la pacienții pe anticoagulante

Hemorrhagic risk in patients on antiplatelet or anticoagulant therapy

Vlad-David Braicu (Timișoara, Romania)

10.10 - 10.30

Principiile de bază și riscurile electrochirurgiei

Safe use of electrosurgical devices

Florin Turcu (Bucharest, Romania)

10.30 - 10.45

Prezentarea modelului experimental

Experimental model presentation

Florin Turcu (Bucharest, Romania)

10.45 - 11.00

Pauză de cafea

Coffee break

11.00 - 13.00

Training în laboratorul de chirurgie experimentală pe manechine. Se vor exersa: extracția corpurilor străini, tehnici de hemostază (clipuri, injecții submucoase, bandare elastică, Argon plasma), tehnici de polipectomie, PEG, închiderea perforațiilor digestive cu clip OVESCO.

Hands-on training on phantoms.

It will be practiced: foreign body extraction, hemostasis techniques (clips, submucosal injections, elastic banding, Argon plasma), polypectomy techniques, PEG, closing defects with over the scope clip (OVESCO).

Instructori | Trainers:

Florin Turcu (Bucharest, Romania)
Vlad-David Braicu (Timișoara, Romania)
Felix Bende (Timișoara, Romania)
Dan Brebu (Timișoara, Romania)
Bogdan Dumbravă (Bucharest, Romania)
Adrian Goldiș (Timișoara, Romania)
Tudor Moga (Timișoara, Romania)
Adrian Săftoiu (Craiova, Romania)
Florin Turcu (Bucharest, Romania)

13.00 -14.00

Pauză de prânz

Lunch break

14.00 - 16.00

Training în laboratorul de chirurgie experimentală pe manechine. Se vor exersa: extracția corpiilor străini, tehnici de hemostază (clipuri, injecții submucoase, bandare elastica), tehnici de polipectomie, diltarea pneumatică a stenozelor digestive, PEG, închiderea perforațiilor digestive cu clip OVESCO (over the scope)

Hands-on training on phantoms.

It will be practiced: foreign body extraction, hemostasis techniques (clips, submucosal injections, elastic banding, Argon plasma), polypectomy techniques, PEG, closing defects with over the scope clip (OVESCO).

Instructori | Trainers:

Florin Turcu (Bucharest, Romania)
Vlad-David Braicu (Timișoara, Romania)
Felix Bende (Timișoara, Romania)
Dan Brebu (Timișoara, Romania)
Bogdan Dumbravă (Bucharest, Romania)
Adrian Goldiș (Timișoara, Romania)
Tudor Moga (Timișoara, Romania)
Adrian Săftoiu (Craiova, Romania)
Florin Turcu (Bucharest, Romania)

16.00 - 16.10

Pauză de cafea

Coffee break

16.10 - 16.40

Sesiune video (toți lectorii)

Video Sesion (all faculty)

16.40 - 17.00

Discutii cu colectivul de experti / Ceremonia de încheiere

Panel Discussion (all faculty) / Closing ceremony

Curs | Course

Chirurgie robotică | Robotic surgery

09:00 - 09:30

Prezentare generală tehnică a chirurgiei robotice

Robotic surgery technical overview

Eliza Gârbea (Bucharest, Romania)

09:30 - 10:00

Troubleshooting – Solutii

Troubleshooting – Tips & tricks

Victor Tomulescu (Bucharest, Romania)

10:00 - 12:00

Prezentarea sistemului, pregătirea pentru operație

Mutarea, conectarea și pornirea sistemului

Prezentarea generală a accesoriilor reutilizabile și a articolelor de unică folosință

Prezentarea generală a instrumentelor

Draping-ul sistemului și configurația de docking

Modalitatea de plasare a porturilor

System presentation, installation for operation

Moving, connecting and starting of the system

Overview of reusable accessories and disposables

Overview of instruments

Draping of the system and docking configuration

Port placement philosophy

12:00 - 12:30

Pauză de prânz

Lunch break

12:30 - 17:30

Sesiune de hands-on în chirurgie robotică

Hands-on training session in robotic surgery

Training pe consola daVinci XI, pe modele experimentale

Disecția

Suturarea

Utilizarea celui de-al treilea braț pentru tracțiune și contratracțiune

Training on the daVinci XI console, on experimental models

Dissection

Suturing

Third arm traction and contra traction

17:30 - 18:00

Debriefing și concluzii

Debriefing and conclusions

Curs | Course

Ecografie pentru chirurgie

Ultrasound for surgery course

Directori Curs | Course directors:

Călin Tiu (Câmpina, Romania)

Andreas Melzer (Dundee, United Kingdom)

Instructori | Trainers:

Stavros A. Antoniou (Thessaloniki, Greece)

Vasile Bințișan (Cluj-Napoca, Romania)

Valeriu Șurlin (Craiova, Romania)

Alexandru Isaic (Timișoara, Romania)

Caius Lazăr (Timișoara, Romania)

Alexandru Carâp (Bucharest, Romania)

Bogdan Socea (Bucharest, Romania)

Gerald Filip (Bucharest, Romania)

Radu-Claudiu Elisei (Bistrița, Romania)

Modul 1: Ecografie abdominală

Module 1: Abdominal Ultrasound

09:00 - 09:30

Conceptul de Training. Prezentarea platformei. Principii fizice

Concept and Training. Platform presentation, physical principles

09:30 - 10:30

Ficat, colecist, pancreas, tub digestiv

Liver, gall bladder, pancreas, digestive tube

10:30 - 11:00

Pauză de cafea

Coffee Break

11:00 - 12:30

Aparat urinar, splină, perete abdominal

Kidney, spleen, abdominal wall

12:30 - 13:30

Pauză de prânz

Lunch Break

13:30 - 15:00

Elemente introductive de ecografie intraoperatorie

Introductory elements of intraoperative ultrasound

15:00 - 15:30

Pauză de cafea

Coffee Break

15:30 - 16:30

Vase abdominale. Prezentare de caz. Tips@ tricks

Abdominal vessels. Case presentation. Tips@ tricks

16:30 - 17:00

Evaluarea cursului. Discuții. Concluzii

Course Evaluation. Discussions. Final remarks

Modul 2: Trauma / eFAST

09:00 - 09:30

Conceptul de Training. Prezentarea platformei. Principii fizice

Concept and Training. Platform presentation, physical principles

09:30 - 10:30

FAST I

10:30 - 11:00

Pauză de cafea

Coffee Break

11:00 - 12:30

FAST II

12:30 - 13:30

Pauză de prânz

Lunch Break

13:30 - 15:00

eFAST

15:00 - 15:30

Pauză de cafea

Coffee Break

15:30 - 16:30

Ecografia abdomenului posttraumatic

Trauma of the abdominal parenchymal viscera

16:30 - 17:00

Evaluarea cursului. Discuții. Concluzii

Course Evaluation. Discussions. Final remarks

Modul 3: Proceduri interventionale ghidate ecografic
Module 3: Ultrasound Guiding Procedures

09:00 - 09:30

Conceptul de Training. Prezentarea platformei. Principii fizice
Concept and Training. Platform presentation, physical principles

09:30 - 10:30

Puncții vasculare ghidate ecografic
Vessels Puncture

10:30 - 11:00

Pauză de cafea
Coffee Break

11:00 - 12:30

Puncturi de noduli limfatici ghidate ecografic
Lymph node puncture

12:30 - 13:30

Pauză de prânz
Lunch Break

13:30 - 15:00

Biopsii de tumori ghidate ecografic
Tumors Biopsy

15:00 - 15:30

Pauză de cafea
Coffee Break

15:30 - 16:30

Drenaje abdominale ghidate ecografic
Guided Drainage

16:30 - 17:00

Evaluarea cursului. Discuții. Concluzii
Course Evaluation. Discussions. Final remarks

08:30 - 09:30

Sesiunea I A – Face-to-face.

Managementul litiazei biliare – timing și abord (opinia gastroenterologului versus cea a chirurgului)

Session I A – Face-to-Face.

How to deal with MBD stones – timing and approach (gastroenterology versus surgical opinion)

Moderatori | Chairpersons:

Octavian-Fulger Lazăr (Timișoara, Romania)

Valentin Calu (Bucharest, Romania)

Bogdan Miuțescu (Timișoara, Romania)

08:30 - 08:45

Managementul litiazei biliare – timing și abord. Părerea gastroenterologului

How to deal MBD stones – timing and approach. The opinion of the gastroenterologist

Marcel Tanțău (Cluj-Napoca, Romania)

08:45 - 09:00

Mai este loc pentru abordul laparoscopic al litiazei CBP în era ERCP?

Is there any place for the laparoscopic approach for CBD stones in the ERCP era?

Valentin Calu (Bucharest, Romania)

09:00 - 09:15

Managementul litiazei biliare – timing și abord. Părerea chirurgului

How to deal MBD stones – timing and approach. Surgical opinion

Florin Turcu (Bucharest, Romania)

09:15 - 09:30

Q&A

09:30 - 10:30

Sesiune II A – Simpozion FUSE. Foc în sala de operații

Session II A – FUSE Symposium. Fire in the OR

Panel experți | Experts' panel:

Cătălin Copăescu (Bucharest, Romania)

Dan Ulmeanu (Bucharest, Romania)

Florin Turcu (Bucharest, Romania)

Mircea Lițescu (Bucharest, Romania)

Răzvan Popescu (Constanța, Romania)

Bogdan Smeu (Bucharest, Romania)

Gerald Filip (Bucharest, Romania)

Marius Păpurică (Timișoara, Romania)

Antonius N. Stanciu (Timișoara, Romania)

10:30 - 11:00

Pauză de cafea și vizitare expoziție

Coffee break and exhibition visiting

11:00 - 12:30

Sesiunea III A – Tratatamentul minim-invaziv în era COVID. Sesiune comună ARCE / SICE
Session III A – Minimal invasive treatment in the COVID-era. Joint RAES / SICE Session

Moderatori | Chairpersons:

Ferdinando Agresta (Vittorio Veneto, Italy)

Gianfranco Silecchia (Rome, Italy)

Cătălin Copăescu (Bucharest, Romania)

11:00 - 11:20

Studiul SICE CRAC – apendicectomie în epoca COVID-19 în Italia
The SICE CRAC study – appendectomy in the COVID-19 era in Italy
Ferdinando Agresta (Vittorio Veneto, Italy)

11:20 - 11:40

Studiul SICE Cloud 19: impactul focarului asupra activităților chirurgicale din Italia
SICE Cloud 19 study: impact of the outbreak on surgical activities in Italy
Gianfranco Silecchia (Rome, Italy)

11:40 - 11:50

Rolul actual al abordării minim invazive în tratamentul cancerului pancreatic
The current role of the minimally invasive approach in the treatment of pancreatic cancer
Patricia-Roxana Pleșa-Furda (Cluj-Napoca, Romania)

11:50 - 12:00

Impactul pandemiei COVID-19 asupra chirurgiei cancerului rectal
The impact of the COVID-19 pandemic on rectal cancer surgery
Vlad-David Braicu, Dan Alin Brebu, Amadeus Dobrescu, Gabriel Verdeș, Cristi Tarța, George Nodiți, Sergiu Vascu, Fulger Lazăr, Ciprian Duță (Timișoara, Romania)

12:00 - 12:10

Particularități în tratamentul pacienților cu ulcer gastroduodenal perforat și apendicită acută în perioada pandemiei COVID-19
Particularities in the management of patients with perforated gastroduodenal ulcer and acute appendicitis during the COVID-19 pandemic period
Călin Popa, Diana Schlanger, Emil-Ioan Mois, Andra Ciocan, Florin Graur, Florin Zaharie, Ion-Cosmin Puia, Nadim Al Hajjar (Cluj-Napoca, Romania)

12:10 - 12:20

Infecția SARS-CoV-2 și impactul său în chirurgia laparoscopică
SARS-CoV-2 infection and its impact in laparoscopic surgery
Ștefan Pătrașcu, Sarmis Săndulescu, Dan Cârțu, Dragoș Mărgăritescu, Daniela Marinescu, Marius Bică, Silviu Bordu, Adriana Tudorache, Alin Pătru, Valeriu Șurlin (Craiova, Romania)

12:20 - 12:30 Q&A

12:30 - 13:00

Conferință plenară „Sergiu Duca”

„Sergiu Duca” Plenary Conference

Moderator | Chairperson:

Ciprian Duță (Timișoara, Romania)

Indicații chirurgicale actuale corecte pentru operația de diverticulită acută (lavaj, anastomoză primară, Hartmann): teoria punctelor lui Steve Jobs

Current correct surgical indications for acute diverticulitis surgery (lavage, primary anastomosis, Hartmann): the Steve Jobs dots theory

Ferdinando Agresta (Vittorio Veneto, Italy)

13:00 - 14:00

Pauză de prânz & Simpozioane satelit de firmă

Lunch break & industry-sponsored symposia

14:00 - 16:00

Sesiunea IV A - Sfaturi și trucuri în chirurgia minim invazivă gastro-esofagiană

Session IV A - Tips and tricks in gastro-esophageal minimal invasive surgery

Moderatori | Chairpersons:

Radosław Pach (Kraków, Poland)

Miloš Bjelović (Belgrade, Serbia)

Ciprian Duță (Timișoara, Romania)

14:00 - 14:20

Tratamentul minim invaziv al cancerului gastric - unde suntem acum?

Minimally invasive treatment of gastric cancer - where we are?

Radosław Pach (Kraków, Poland)

14:20 - 14:40

Anastomoza esofagiană în era chirurgiei minim invazive / toracoscopice

Esophageal anastomosis in the era of minimally invasive / thoracoscopic surgery

Miloš Bjelović (Belgrade, Serbia)

14:40 - 15:00

Provocări în îmbunătățirea minim invazivității a tratamentului chirurgical pentru cancerul gastro-intestinal

Challenges in improving the minimal invasiveness of the surgical treatment for upper gastrointestinal cancer

Ciprian Duță (Timișoara, Romania)

Free papers

15:00 - 15:10

Testare moleculară extinsă în sindroamele oncologice digestive ereditare

Extensive molecular testing in hereditary digestive oncological syndromes

Zina Barabas-Cuzmici (Cluj-Napoca, Romania)

15:10 - 15:20

Particularități și dificultăți tehnice în tratamentul laparoscopic al herniei hiatale prin prezența variantelor vasculare de arteră hepatică stângă

Particularities and difficulties in the laparoscopic management of hiatal hernias due to the presence of left hepatic artery variants

Răzvan Popescu, Florin Ciobanu, Andrei Cristian Ghioldiș, Răzvan Dragoș Boșneagu, Cornelia Olteanu, Cristina Dan, Nicoleta Leopa, Cristina Butelchin (Constanța, Romania)

15:20 - 15:30

Ranforsarea hiatoplastiei cu proteză sintetică în herniile hiatale de mari dimensiuni. Indicații, tehnică chirurgicală și rezultate ale unui studiu prospectiv

Mesh reinforcement of hiatoplasty for large hiatal hernias. Indications, surgical technique and preliminary results of a prospective study

Vasile Bințișan (Cluj-Napoca, Romania)

15:30 - 15:40

Modelarea gastrectomiei pentru tulburările de evacuare gastrică

Modeling gastrectomy for gastric evacuation disorders

Bogdan Smeu (Bucharest, Romania)

15:40 - 15:50

Herniile hiatale paraesofagiene - caracteristicile pacientului și managementul chirurgical într-un spital terțiar din România

Paraesophageal hiatal hernias - patient characteristics and surgical management in a tertiary hospital in Romania

Silviu Daniel Preda, Marius Bică, Dragoș Mărgăritescu, Sandu Râmboiu, Alexandru Gogănașu, Ștefan Pătrașcu, Mircea Ionescu, Giorgiana Maria Coțofană Graure, Andrei Nicolaescu, Valeriu Șurlin (Craiova, Romania)

15:50 - 16:00

Chirurgia toracică minim-invazivă în clinica de chirurgie toracică Timișoara - actualități și perspective

Minimally invasive thoracic surgery in Timisoara Clinic of Thoracic Surgery - current status and future

Eustațiu Florin Memu, Ionuț Adrian Petrache, Dragoș Mihai Brihac, Iris Miron, Vasile Găborean, Ramona Zgîrdea, Mariana Mădălina Butaș, Gabriel Veniamin Cozma (Timișoara, Romania)

16:00 - 16:30

Pauză de cafea și vizitare expoziție

Coffee break and exhibition visiting

Evaluare e-Postere (Zona e-Postere, parter)

e-Posters' Evaluation (e-Posters Area, ground floor)

Comisie de evaluare | Evaluation Committee:

Vasile Bințișan (Cluj-Napoca, Romania)

Alexandru Nicolau (Bucharest, Romania)

Bogdan Smeu (Bucharest, Romania)

16:30 - 18:00

Sesiunea V A – MIS pentru chirurgie colorectală – prezent și viitor

Session V A – MIS for colorectal surgery – present and future

Moderatori | Chairpersons:

Mark Coleman (Plymouth, United Kingdom)

Valentin Calu (Bucharest, Romania)

JT Jenkins (London, United Kingdom)

16:30 - 16:50

Posibilitățile și limitele chirurgiei minim-invazive în boala extinsă pelvină

Managing pelvic sidewall disease – what can and what cannot MIS offer?

JT Jenkins (London, United Kingdom)

16:50 - 17:10

Inteligența artificială în chirurgie și în training

Artificial intelligence in surgery and training

Mark Coleman (Plymouth, United Kingdom)

17:10 - 17:30

Educație în chirurgia laparoscopică colorectală – modalități de a minimiza complicațiile

Education in laparoscopic colorectal surgery – ways to minimize complications

Damir Karlovic (Rijeka, Croatia)

Free papers

17:30 - 17:40

Excizia completă a mezocolonului prin abord laparoscopic sau deschis oferă aceleași rezultate oncologice în chirurgia radicală a tumorilor colonului

Complete mesocolic excision offers the same oncological quality in both laparoscopic and open radical surgery for tumors of the colon

Vlad Făgărășan, David Andras, Andreea Cordos, Romeo Chira, Adriana Bințișan, Georgiana Nagy, Cristina Petrișor, Simona Cocu, George Dindelegan, Vasile Bințișan (Cluj-Napoca, Romania)

17:40 - 17:50

Cancerul de colon ocluziv – este colostomia laparoscopică sfârșitul epocii Hartmann?

Obstructive colonic cancer – is the laparoscopic colostomy the end of Hartmann's era?

Valentin Calu, Dumitru Cătălin Pîrîianu, Ana Matei, Artemis Alexiadi, Adrian Miron (Bucharest, Romania)

17:50 - 18:00

Tratamentul chirurgical transanal al fistulei anastomotice post rezecție anterioară de rect joasă

Surgical transanal treatment of anastomotic fistula after low anterior resection of the rectum

Raluca Apostu, Vasile Bințișan (Cluj-Napoca, Romania)

18:00 - 19:30

Deschidere Oficială Congres ARCE 2022

2022 ARCE Congress Official Opening Ceremony

Mesaje bun-venit | Welcome messages

Ciprian Duță (Timișoara, Romania)

Octavian-Marius Crețu (Timișoara, Romania)

Cătălin Copăescu (Bucharest, Romania)

Marius Craina (Timișoara, Romania)

Octavian-Fulger Lazăr (Timișoara, Romania)

Conferință plenară | Plenary conference

Training-ul in chirurgia laparoscopică și robotică

Training in laparoscopic and robotic surgery

Mark Coleman (Plymouth, United Kingdom)

08:30 - 10:30

Sesiunea I B - Este colecistectomia laparoscopică o operație ușoară?

Session I B - Is laparoscopic cholecystectomy an easy operation?

Moderatori | Chairpersons:

Rossen Madjov (Varna, Bulgaria)

Victor Tomulescu (Bucharest, Romania)

Ion-Cosmin Puia (Cluj-Napoca, Romania)

08:30 - 08:50

Capcane, complicații și rezultate în colecistectomia laparoscopică

Pitfalls, complications and outcomes in laparoscopic cholecystectomy

Rossen Madjov, Plamen Chernopolsky, V. Bozhkov, D. Chaushev, T. Ivanov, J. Stefanov (Varna, Bulgaria)

08:50 - 09:05

Punct de vedere ARCE asupra siguranței în colecistectomia laparoscopică

Safety in laparoscopic cholecystectomy - ARCE point of view

Florin Turcu (Bucharest, Romania)

09:05 - 09:20

Colecistectomia laparoscopică în situații de urgență - sondaj ARCE

Laparoscopic cholecystectomy in emergency - RAES survey

Dan-Alin Brebu (Timișoara, Romania)

09:20 - 09:35

Calculii veziculari pierduți în cursul colecistectomiei laparoscopice

Lost gallstones during laparoscopic cholecystectomy

Ion-Cosmin Puia, Cornel Iancu, Flaviu Pop (Cluj-Napoca, Romania)

09:35 - 09:50

Este justificat examenul histopatologic de rutină în colecistita acută?

Is routine histopathological examination justified in acute cholecystitis?

Alexandru Nicolau, Adina Mateescu (Bucharest, Romania)

09:50 - 10:00

Abordul laparoscopic al CBP

The laparoscopic approach of MBD

Florin Gaur, Emil-Ioan Mois, Călin Popa, Florin Zaharie, Ion-Cosmin Puia, Nadim Al Hajjar (Cluj-Napoca, Romania)

10:00 - 10:10

Colecistectomia laparoscopică de urgență

Emergency laparoscopic cholecystectomy

Ovidiu Budișcă, Cosmin Nicolescu, Călin Molnar (Târgu Mureș, Romania)

10:10 - 10:20

Colecistectomia laparoscopică la pacienții vârstnici

Laparoscopic cholecystectomy in elderly patients

Adrian Cotîrleț (Moinești, Romania)

10:20 - 10:30

Q&A

10:30 - 11:00

Pauză de cafea și vizitare expoziție

Coffee break and exhibition visiting

11:00 - 12:30

Sesiunea II B - How I do it - proceduri. Educație pentru chirurghi mai mult sau mai puțin tineri

Session II B - How I do it - procedures. Education for young or not so young surgeons

Moderatori | Chairpersons:

Florin Zaharie (Cluj-Napoca, Romania)

Valeriu Șurlin (Craiova, Romania)

Dan Ulmeanu (Bucharest, Romania)

Konstantinos Sapalidis (Thessaloniki, Greece)

11:00 - 11:20

Hemicolectomie laparoscopică dreaptă

Laparoscopic right hemicolectomy

Vasile Bințișan (Cluj-Napoca, Romania)

11:20 - 11:40

Adrenalectomie laparoscopică

Laparoscopic adrenalectomy

Konstantinos Sapalidis, Styliani Laskou (Thessaloniki, Greece)

11:40 - 11:50

Splenectomia laparoscopică

Laparoscopic splenectomy

Raluca Apostu (Cluj-Napoca, Romania)

11:50 - 12:00

Rezecție rectală anterioară laparoscopică

Anterior laparoscopic rectal resection

Vlad Făgărașan (Cluj-Napoca, Romania)

12:00 - 12:30

Discuții experți | Expert discussions:

Ana Senent Boza (Seville, Spain)

Marta Botti (Pavia, Italy)

Ionuț Hutopilă (Bucharest, Romania)

Clarisa Bîrlog (Bucharest, Romania)

12:30 - 13:00

Experience 1 Hall

Conferință plenară „Sergiu Duca”
„Sergiu Duca” Plenary Conference

Moderator | Chairperson:

Ciprian Duță (Timișoara, Romania)

Indicații chirurgicale actuale corecte pentru operația de diverticulită acută (lavaj, anastomoză primară, Hartmann): teoria punctelor lui Steve Jobs

Current correct surgical indications for acute diverticulitis surgery (lavage, primary anastomosis, Hartmann): the Steve Jobs dots theory

Ferdinando Agresta (Vittorio Veneto, Italy)

13:00 - 14:00

Pauză de prânz & Simpozioane satelit de firmă

Lunch break & industry-sponsored symposia

14:00 - 16:00

Sesiunea III B - Simpozionul Național de Chirurgie Robotică (partea I)

Session III B - The National Symposium of Robotic Surgery (part I)

Sesiune organizată în parteneriat cu Clubul Român de Chirurgie Robotică

Session organized in partnership with The Romanian Club for Robotic Surgery

Moderatori | Chairpersons:

Victor Tomulescu (Bucharest, Romania)

Nicolae Crișan (Cluj-Napoca, Romania)

Apostolos P. Labanaris (Thessaloniki, Greece)

14:00 - 14:20

Explorarea limitelor curente ale minim-invazivității pentru tumori renale mici. O nouă poveste sau conlucrarea unei echipe de profesioniști

Exploring beyond of our-days mini-invasiveness considered borders for kidney small masses. A new story or proficient team-working

Deliu-Victor Matei, Franco Orsi (Milan, Italy)

14:20 - 14:40

Nefrectomie parțială asistată robotic utilizând modele 3D

Robot-assisted partial nephrectomy using 3D models

Paul Medan, Iulia Andras, Ioan Coman, Nicolae Crișan (Cluj-Napoca, Romania)

14:40 - 15:00

State of the art și rolul prostatectomiei robotice simple în gestionarea glandelor mari de prostată

State of the art and the role of robotic simple prostatectomy in the management of large prostate glands

Cristian Surcel (Bucharest, Romania)

15:00 - 15:20

Chirurgie asistată robotic pentru disecție rectală joasă – prezentare video

Robotic-assisted surgery for low rectal dissection – video presentation

Simona Filip (Bucharest, Romania)

15:20 - 15:30

Trecerea de la laparoscopie la robotic Whipple: o schimbare naturală atunci când sunt disponibile atât „expertiza în MIS”, cât și tehnologiile moderne

Moving from laparoscopy to robotic Whipple: a natural changing when both “expertise in MIS” and technologies are available

Juan-Santiago Azagra Soria (Luxembourg, Luxembourg)

15:30 - 15:50

Instrumente robotice pentru tratamentul percutan al tumorilor maligne

Robotic instruments for percutaneous treatment of malignant tumors

Emil-Ioan Mois, Calin Vaida, Florin Graur, Iosif Bîrlescu, Nadir Al Hajjar, Bogdan Gherman, Paul Tucan, Corina Radu, Călin Popa, Doina Pîslă (Cluj-Napoca, Romania)

15:50 - 16:00

Q&A

16:00 - 16:30

Pauză de cafea și vizitare expoziție

Coffee break and exhibition visiting

Evaluare e-Postere (Zona e-Postere, parter)

e-Posters' Evaluation (e-Posters Area, ground floor)

16:30 - 18:00

Sesiunea IV B – Simpozionul Național de Chirurgie Robotică (partea a II-a)

Session IV B – The National Symposium of Robotic Surgery (part II)

Sesiune organizată în parteneriat cu Clubul Român de Chirurgie Robotică

Session organized in partnership with The Romanian Club for Robotic Surgery

Moderatori | Chairpersons:

Cătălin Copăescu (Bucharest, Romania)

Ciprian Duță (Timișoara, Romania)

16:30 - 16:47

Cistectomie radicală robotică pentru cancerul vezicii urinare – pas cu pas – How I do it

Robotic radical cystectomy for bladder cancer – step by step – How I do it

Apostolos P. Labanaris (Thessaloniki, Greece)

16:47 - 17:02

Abordarea robotică eTEP pentru repararea herniei ventrale

Robotic eTEP approach to ventral hernia repairs

Jonathan Douissard (London, United Kingdom)

17:02 - 17:14

Abordul robotic pentru tratamentul herniei parastomale

Robotic Pauli Parastomal hernia repair

Victor Radu (Bucharest, Romania)

17:14 - 17:26

Trahelectomia robotică radicală cu tehnica de limfadenectomie pelvină pentru conservarea fertilității la femeile tinere cu cancer de col uterin incipient

Radical robotic trachelectomy with pelvic lymphadenectomy technique involving fertility preservation in young women with incipient cervical cancer

Elvira Brătilă, Cătălin Coroleucă (Bucharest, Romania)

17:26 - 17:38

Enucleerea asistată robotic fără clampare vasculară în tumorile renale

Robot assisted clampless simple enucleation of Padua score 14 renal mass

Deliu-Victor Matei (Milan, Italy)

17:38 - 17:50

Prostatectomia radicală realizată cu robotul Da Vinci X – abordul extraperitoneal

Da Vinci X robotic radical prostatectomy – extraperitoneal approach

Eliza-Cristina Bujoreanu (1), Sergiu Turturică (1), Sergiu Crivăț (1), Bogdan Coste (2), Teodor Traian Maghiar (2),

Bogdan Petruț (1,2)

(1) Cluj-Napoca, Romania

(2) Oradea, Romania

17:50 - 18:00

Q&A

08:30 - 10:00

Sesiunea VI A – Cele mai bune prezentări video și e-postere comentate

Session VI A – Best videos and commented e-Posters

Moderatori | Chairpersons:

Alexandru Nicolau (Bucharest, Romania)

Adrian Maghiar (Oradea, Romania)

Amadeus Dobrescu (Timișoara, Romania)

Prezentări video | Video presentations:

08:30 - 08:37

Cazuri particulare de fundoplicatură pentru BRGE

Particular cases of fundoplication for GERD

Alexandru Nicolau (Bucharest, Romania)

08:37 - 08:44

Limfadenectomie inghinală laparoscopică 3D

3D laparoscopic inguinal lymphadenectomy

Eliza-Cristina Bujoreanu, Adrian Grivei, Sergiu Crivăț, Cristian Maris, Roxana Coman, Sergiu Turturică, Bogdan Petruț (Cluj-Napoca, Romania)

08:44 - 08:51

Colecistectomia laparoscopică în situs inversus complet – cum alegem tehnica potrivită?

Laparoscopic cholecystectomy in complete situs inversus – take a good look in the mirror

Elena Toma, Octavian Enciu, Adrian Miron (Bucharest, Romania)

08:51 - 08:58

Chirurgia colorectală minim-invazivă ghidată ICG

Fluorescence guidance in minimally invasive colo-rectal surgery

Clarisa Bîrlig (Bucharest, Romania)

08:58 - 09:05

Neovezica ileală ortotopică realizată total intracorporeal cu robotul Da Vinci X

Da Vinci X totally intracorporeal orthotopic ileal neobladder

Eliza-Cristina Bujoreanu (1), Tiberiu Pop (1), Cristian Maris (1), Bogdan Coste (2), Teodor Traian Maghiar (2), Bogdan Petruț (1,2)

(1) Cluj-Napoca, Romania

(2) Oradea, Romania

Postere comentate | Commented e-Posters

09:05 - 09:12

Tehnica ganglionului santinelă folosind albastru de metilen în cancerul endometrial

Sentinel lymph node technique using methylene blue in endometrial cancer

Gabriel Ioan Lazăr, Ionel Nati, Flaviu-Ionuț Faur, Adelina Ioana Clim, Cristina Mihaela Prodan (Cluj-Napoca, Romania) **39**

09:12 - 09:19

Tendențele de abord clasic respectiv laparoscopic în tratamentul chirurgical al herniilor inghinale, în cazuistica Clinicii Chirurgie 2, Târgu Mureș

The trend of classical and laparoscopic approaches in the surgical treatment of inguinal hernias, in the series of the 2nd Department of Surgery, Târgu Mureș

Oliviu-Cristian Borz, Marton Istvan Denes, Ovidiu Jimborean, Tamas Szekely, Andreea Gabor, Botond Kiss, Sebastian Gunea, Kalman Sardi (Târgu Mureș, Romania)

09:19 - 09:26

Model experimental de sân pe bază de gelatină pentru proceduri ecoghidate - concept și dezvoltare

Breast gelatin-based experimental model for ultrasound-guided procedures - concept and development

Radu-Claudiu Elisei (1), Călin Tiu (2), Florin Graur (2,3), Călin Popa (2,3), Sever Călin Moldovan (1), Emil-Ioan Mois (2,3), Adrian Cote (2), Nadim Al Hajjar (2,3)

(1) Bistrița, Romania

(2) Cluj-Napoca, Romania

(3) Oradea, Romania

09:26 - 09:33

Corelația dintre indicii de masă corporală și rezultatele postoperatorii la pacienții cu adrenalectomie laparoscopică. Experiența unui singur centru

Body mass index and outcomes of patients with laparoscopic adrenalectomy. A single-center experience

Flaviu-Ionuț Faur, Stoica Laurian, Alexandru Isaic, Ciprian Duță, Amadeus Dobrescu (Timișoara, Romania)

09:33 - 09:40

Abord concomitent pentru tumora colică și metastaza hepatică pe cale laparoscopică

Simultaneous approach to colonic tumor and liver metastasis by laparoscopic approach

Florin Graur, Emil-Ioan Mois, Călin Popa, Luminița Furcea, Florin Zaharie, Andra Ciocan, Diana Schlanger, Nadim Al Hajjar (Cluj-Napoca, Romania)

09:40 - 09:47

Impactul indicelui de masă corporală asupra chirurgiei colorectale. Un studiu de caz chirurgie laparoscopică versus abordare deschisă

Impact of the body mass index on colorectal surgery. A case-control study laparoscopic versus open approach

Radu-Răzvan Scurtu, Diana Gherman Duma, Silviu Margineanu (Cluj-Napoca, Romania)

09:47 - 09:54

Tratamentul chirurgical laparoscopic după terapia neoadjuvantă pentru neoplasmul rectal jos într-o clinică cu resurse reduse: prezentare de caz

Laparoscopic surgical treatment after neoadjuvant therapy for low rectal neoplasm in a low-resource setting: a case report

Adnan Al Aloul, Liviu Ioan Șerban, Florin Dan Ungureanu (Râmnicu Sărat, Romania)

09:54 - 10:01

Avantajele și limitele abordului minim invaziv în patologia renală pediatrică, studiu retrospectiv

Advantages and limits of the minimally invasive approach in pediatric renal pathology, retrospective study

Mihai-Codrin Galinescu, Daniela Ceuca, Irena Loredana Galinescu, Petre Papuc, Oana Spiridonescu, Anca Timofte (Bacău, Romania)

10:01 - 10:08

Pancreaticoduodenectomie laparoscopică hibridă asistată robotic: deschiderea ușilor către viitor

Hybrid robotic-assisted laparoscopic pancreaticoduodenectomy: opening the doors to the future

Bogdan Dumbravă (Bucharest, Romania)

10:10 - 10:30

Sesiunea VII A – Social media în chirurgie

Session VII A – Social media in surgery

Moderatori | Chairpersons:

Cristi Tarța (Timișoara, Romania)

Mădălina Plic (Timișoara, Romania)

10:10 - 10:15

De ce social media în chirurgie?

Why Social Media in surgery?

Cristian Boru (Rome, Italy)

10:15 - 10:25

O introducere în social media 2022 pentru chirurghi

An introduction to 2022's social media for surgeons

Paola Ciccarelli (Latina, Italy)

10:25 - 10:30

Q&A

10:30 - 11:00

Pauză de cafea și vizitare expoziție

Coffee break and exhibition visiting

FUSE Workshop (Exhibition area, ground floor)

Instructor | Trainer:

Bogdan Smeu (Bucharest, Romania)

11:00 - 12:30

Sesiunea VIII A – Progrese în chirurgia minim-invazivă

Session VIII A – Advances in MIS

Moderatori | Chairpersons:

Stavros A. Antoniou (Thessaloniki, Greece)

Răzvan Popescu (Constanța, Romania)

Dan Brebu (Timișoara, Romania)

11:00 - 11:15

Evoluția chirurgiei minim-invazive în exenterația pelvină

The evolution of MIS in pelvic exenteration

JT Jenkins (London, United Kingdom)

11:15 - 11:30

Ghid Rapid EAES: Review sistematic, meta-analiză a rețelei, evaluare CINEMA și GRADE, recomandări europene bazate pe dovezi privind managementul litiazei biliare

EAES Rapid Guideline: Update systematic review, network meta-analysis, CINEMA and GRADE assessment, and evidence-informed European recommendations on the management of common bile duct stones

Stavros A. Antoniou (Thessaloniki, Greece)

11:30 - 11:45

Ablația în tumorile hepatice. Indicații, rezultate, complicații, situația actuală în România

Ablation in liver tumors. Indications, results, complications, current standing in Romania

Zeno-Adrian Spârchez (Cluj-Napoca, Romania)

11:45 - 11:55

Tratamentul chirurgical al chistului hidatic: experiența unui centru terțiar pe ultimii 10 de ani. O îmbunătățire față de experiența inițială?

Surgical management of the hydatid disease of the liver: a 10-year single-institution experience. An improvement from our previous experience?

Florin Zaharie, Dan Vălean, Călin Popa, Emil Ioan Mois, Florin Graur, Ion Cosmin Puia, Nadim Al-Hajjar (Cluj-Napoca, Romania)

11:55 - 12:10

Ghid Rapid EAES și UEG: Review sistematic, meta-analiză a rețelei, evaluare CINEMA și GRADE, recomandări europene bazate pe dovezi privind managementul chirurgical al BRGE

UEG and EAES Rapid Guideline: Update systematic review, network meta-analysis, CINEMA and GRADE assessment, and evidence-informed European recommendations on surgical management of GERD

Stavros A. Antoniou (Thessaloniki, Greece)

12:10 - 12:20

Repararea laparoscopică a unei hernii Morgagni

Laparoscopic repair of a Morgagni hernia

Vlad-David Braicu, Dan Alin Brebu, Paul Pașca, Estera Cristina Homorogan, Karina Botoca, Fulger Lazăr, Ciprian Duță (Timișoara, Romania)

12:20 - 12:30

Hernia hiatală recidivată. Particularități și dificultăți tehnice în tratamentul laparoscopic

Technical difficulties and particularities in the laparoscopic treatment of recurrent hiatal hernias

Răzvan Popescu, Cornelia Olteanu, Răzvan Dragoș Boșneagu, Andrei Cristian Ghioldiș, Florin Ciobanu, Nicoleta Leopa, Cristina Dan, Cristina Butelchin (Constanța, Romania)

12:30 - 13:30

Pauză de prânz & Simpozioane satelit de firmă

Lunch break & industry-sponsored symposia

13:30 - 14:00

Conferință plenară „Corneliu Dragomirescu”

“Corneliu Dragomirescu” Plenary lecture

Moderator | Chairperson:

Cătălin Copăescu (Bucharest, Romania)

Perspective de viitor – intervenția chirurgicală endoluminală

The road ahead – endoluminal surgery

Alberto Arezzo (Turin, Italy)

14:00 - 16:00

Sesiunea IX A – Ce este nou în chirurgia minim-invazivă colorectală?

Session IX A – What is new in colorectal MIS surgery?

Moderatori | Chairpersons:

Miljan Čeranić (Belgrade, Serbia)

JT Jenkins (London, UK)

Vasile Bințișan (Cluj-Napoca, Romania)

14:00 - 14:20

Ghid Rapid EAES: Review sistematic, meta-analiză, evaluare GRADE și recomandări europene bazate pe dovezi privind apendicita în sarcină

EAES Rapid Guideline: Systematic review, meta-analysis, GRADE assessment and evidence-informed European recommendations on appendicitis in pregnancy

Stavros A. Antoniou (Thessaloniki, Greece)

14:20 - 14:40

Training-ul în chirurgia laparoscopică rectală utilizând un pelvitruainer versatil printat 3D

Training in laparoscopic rectal procedures using a versatile 3D-printed pelvi-trainer

Radu-Claudiu Elisei (1), Florin Graur (2), Călin Popa (2), Sever Călin Moldovan (2), Emil-Ioan Mois (2), Doina Pișla (2), Călin Vaida (2), Adrian Cote (2), Nadim Al Hajjar (2)

(1) Bistrița, Romania

(2) Cluj-Napoca, Romania

14:40 - 15:00

Chirurgie laparoscopică pentru colita ulcerativă

Laparoscopic surgery for ulcerative colitis

Igor Krdžić (Belgrade, Serbia)

15:00 - 15:20

Program național de formare în chirurgia colorectală laparoscopică – rezultate și perspective

National training program in laparoscopic colorectal surgery – results and perspectives

Miljan Čeranić (Belgrade, Serbia)

15:20 - 15:30

Chirurgia clasică versus chirurgia laparoscopică în cancerul colorectal. Experiența unui centru terțiar pe o durată de 10 ani

Open versus laparoscopic surgery in colorectal cancer. Experience of a tertiary center over a 10 year period

Florin Zaharie, Dan Vălean, Emil Ioan Mois, Călin Popa, Florin Graur, Ion Cosmin Puia, Al-Hajjar Nadim (Cluj-Napoca, Romania)

15:30 - 15:40

Rezecția ultrajoasă de rect pe cale laparoscopică. Experiența personală

Ultralow laparoscopic rectal resection. Personal experience

Răzvan Popescu, Andrei Cristian Ghioldiș, Răzvan Dragoș Boșneagu, Nicoleta Leopa, Florin Ciobanu, Cornelia Olteanu, Cristina Butelchin, Vasile Sârbu (Constanța, Romania)

15:40 - 15:50

Abordul laparoscopic al tumorilor colonului transvers – de la rezecții limitate la excizia completă a mezocolonului

Laparoscopic transverse colectomy – from limited resections to complete mesocolic excision

Vlad Făgărășan, David Andras, Vasile Bințișan (Cluj-Napoca, Romania)

15:50 - 16:00

Anastomoza intracorporeală în hemicolectomia dreaptă laparoscopică – ar trebui făcută de rutină?

Intracorporeal anastomosis in laparoscopic right colectomy – should we do it routinely?

Adrian Miron, Dumitru Cătălin Pîrîianu, Valentin Calu, Ana Matei, Artemis Alexiadi (Bucharest, Romania)

16:00 - 16:30

Pauză de cafea și vizitare expoziție

Coffee break and exhibition visiting

FUSE Workshop (Exhibition area, ground floor)

Instructor | Trainer:

Bogdan Smeu (Bucharest, Romania)

16:30 - 17:30

Sesiunea X A – Față în față – Lupta pentru cancerul gastric

Session X A – Face-to-Face – Battle for gastric cancer

Moderatori | Chairpersons:

Bogdan Diaconescu (Bucharest, Romania)

Victor Tomulescu (Bucharest, Romania)

Valentin Calu (Bucharest, Romania)

Chirurgie deschisă

Open surgery

Bogdan Diaconescu (Bucharest, Romania)

Chirurgie minim invazivă, laparoscopie & robotică

Minimally invasive surgery, laparoscopy & robotics

Naruhiko Ikoma (Houston, U.S.A.)

Gastrectomia laparoscopică – pas cu pas
 Totally laparoscopic gastrectomy step by step
 Giusto Pignata (Brescia, Italy)

17:30 - 18:30
Sesiunea XI A – Varia
 Session XI A – Varia

Moderatori | Chairpersons:
 Konstantinos Sapalidis (Thessaloniki, Greece)
 Valeriu Șurlin (Craiova, Romania)
 Peter Vasas (Doncaster, United Kingdom)

17:30 - 17:40
Abordare endoscopică cu păstrarea sfincterului în tratamentul fistulelor anale complexe – VAAFT – experiența noastră de 5 ani
 Sphincter-preserving endoscopic approach in the treatment of complex anal fistulas – VAAFT – our 5-year experience
Damir Karlović, Dorian Kršul, Dordano Bačić, Ante Jerković, Marko Zelić (Rijeka, Croatia)

17:40 - 17:50
TESiP (tratament endoscopic al sinusului pilonidal) – procedură minim invazivă în tratamentul sinusului pilonidal; experiența noastră de 5 ani
 EPSiT (endoscopic pilonidal sinus treatment) – minimally invasive procedure in the treatment of pilonidal sinus; our 5-year experience
Dorian Kršul, Damir Karlović, Đordano Bačić, Ante Jerković, Marko Zelić (Rijeka, Croatia)

17:50 - 18:00
Vezica biliară dificilă: o provocare chirurgicală
 Difficult gallbladder: a surgical challenge
Styliani Laskou, Christina Sevva (Thessaloniki, Greece)

18:00 - 18:10
Complicații ale suprarenalectomiei: discuții despre proceduri deschise versus laparoscopice
 Complications of adrenalectomy: discussion on open versus laparoscopic procedures
 Eleni Paschou (Thessaloniki, Greece)

18:10 - 18:20
Esofagectomie prin abord toracoscopic pentru stenoza esofagiană postcaustică
 Thoracoscopic esophagectomy for postcaustic esophageal stenosis
 Vasile Bințișan (Cluj-Napoca, Romania)

18:20 - 18:30
Complicațiile bypass-ului gastric Roux-Én-Y
 The complications of Roux-Én-Y gastric bypass
 Peter Vasas (Doncaster, United Kingdom)

08:30 - 10:30

Sesiunea V B – Provocări multidisciplinare ale endometriozei profunde în era chirurgiei minim invazive
Session V B – Multidisciplinary challenges of deep endometriosis in the era of minimally invasive surgery

Moderatori | Chairpersons:

Voicu Simedrea (Timișoara, Romania)

Rubin Munteanu (Bucharest, Romania)

08:30 - 08:45

Noua clasificare Enzian

The new Enzian classification for endometriosis

Voicu Simedrea (Timișoara, Romania)

08:45 - 09:00

Concepte moderne în chirurgia avansată a endometriozei

New concepts in advanced surgery for endometriosis

Voicu Simedrea (Timișoara, Romania)

09:00 - 09:15

Endometrioza intestinală – experiența de 4 ani a Bucharest Endometriosis Centre

Bowel endometriosis – Bucharest Endometriosis Center experience

Costin Gabriel Mitroi, Francesca Frîncu, Anda-Iustina Simbotin, Traian Irimia (Bucharest, Romania)

09:15 - 09:30

Soluții chirurgicale în endometrioza de tract urinar

Surgical solutions for urinary endometriosis

Laurențiu Pirtea (Timișoara, Romania)

09:30 - 09:45

Rezecții rectale în endometrioză

Rectal resections in endometriosis

Gabriel Verdeș (Timișoara, Romania)

09:45 - 10:00

Peritonectomie în compartimentul posterior pentru endometrioza profund infiltrativă

Peritonectomy in posterior compartment for DIE

Elvira Brătilă, Cătălin Coroleuca (Bucharest, Romania)

10:00 - 10:15

Abordul laparoscopic în cazurile cu endometrioză intestinală profundă multiplă

Laparoscopic approach in cases with multiple deep bowel endometriosis

Rubin Munteanu, Lidia Rapeanu, Elvira Brătilă, Cătălin Coroleucă (Bucharest, Romania)

10:15 - 10:30

Managementul unui caz rar de transformare malignă a unui nodul endometrioic recto-vaginal

Management of a rare case of malignant transformation of a recto-vaginal endometriosis nodule

Vlad-David Braicu, Voicu Simedrea (Timișoara, Romania)

10:30 - 11:00

Pauză de cafea și vizitare expoziție
Coffee break and exhibition visiting

FUSE Workshop (Exhibition area, ground floor)

Instructor | Trainer:

Bogdan Smeu (Bucharest, Romania)

11:00 - 12:30

Session VI B - Hernia: cum o fac

Session VI B - Hernia: How I do it

Moderatori | Chairpersons:

Srdan Mijatović (Belgrade, Serbia)

Dan Ulmeanu (Bucharest, Romania)

Cristi Tarța (Timișoara, Romania)

Panel de experți | Expert's panel:

Victor Tomulescu (Bucharest, Romania)

Florin Turcu (Bucharest, Romania)

Valentin Calu (Bucharest, Romania)

Victor Diaconu (Bucharest, Romania)

11:00 - 11:10

Tratamentul laparoscopic al herniilor inghinale recidivate

Laparoscopic treatment of recurrent inguinal hernias

Răzvan Popescu, Cornelia Olteanu, Răzvan Dragoș Boșneagu, Andrei Cristian Ghioldiș, Cristina Dan, Nicoleta Leopa, Florin Ciobanu, Cristina Butelchin (Constanța, Romania)

11:10 - 11:30

Tratamentul laparoscopic al herniei incizionale utilizând o abordare transabdominală

Laparoscopic treatment of incisional hernia utilizing a transabdominal approach

Srdan Mijatović (Belgrade, Serbia)

11:30 - 11:40

Tratamentul herniilor inghinale laparoscopic versus clasic

Hernia treatment open versus laparoscopic approach

Cristi Tarța (Timișoara, Romania)

11:40 - 11:50

Abordul TAPP al defectelor parietale ventrale - considerații teoretice și practice

The TAPP approach of ventral parietal defects - theoretical and practical considerations

Doru Moga (Sibiu, Romania)

11:50 - 12:00

Hernioplastie inghinală laparoscopică după prostatectomia robotică

Laparoscopic inguinal hernioplasty after robotic prostatectomy

Octavian Arnăutu (Bucharest, Romania)

12:00 - 12:10

Procedeu eTEP / eRS în repararea defectelor multiple ale peretelui abdominal antero-lateral

eTEP / eRS procedure for repairing multiple defects of antero-lateral abdominal wall

Mihai-Daniel Hrițcu, Iyad Shahin (Bucharest, Romania)

12:10 - 12:30

Q&A

12:30 - 13:30

Pauză de prânz & Simpozioane satelit de firmă

Lunch break & industry-sponsored symposia

13:30 - 14:00

Experience 1 Hall

Conferință plenară „Corneliu Dragomirescu”

“Corneliu Dragomirescu” Plenary lecture

Moderator | Chairperson:

Cătălin Copăescu (Bucharest, Romania)

Perspective de viitor – intervenția chirurgicală endoluminală

The road ahead – endoluminal surgery

Alberto Arezzo (Turin, Italy)

14:00 - 16:00

Sesiunea VII B – Sesiune specială iSMIT. Ecografia în chirurgie

Session VII B – iSMIT special session. Ultrasound in surgery

Moderatori | Chairpersons:

Călin Tiu (Câmpina, Romania)

Andreas Melzer (Dundee, United Kingdom)

Stavros A. Antoniou (Thessaloniki, Greece)

14:00 - 14:05

International Society for Medical Innovation and Technology – Prezentare generală

International Society for Medical Innovation and Technology – Overview

Andreas Melzer (Dundee, United Kingdom)

14:05 - 14:20

Ecografia efectuată de chirurghi: opțiune sau necesitate?

Ultrasound imaging performed by surgeons: an option or a must?

Călin Tiu (1), Andreas Melzer (2), Stavros A. Antoniou (3), Alexandra Bolocan (4), Alexandru Carâp (4), Bogdan Socea (4), Ligia Anton (4), Yiannakopoulou Eugenia (3), Valeriu Surlin (5), Ciprian Duță (6), Thomas Lango(7), Vasile Bințișan (8), Gerald Filip (4)

(1) Câmpina, Romania

(2) Leipzig, Germany

(3) Athens, Greece

(4) Bucharest, Romania

(5) Craiova, Romania

(6) Timișoara, Romania

(7) Trondheim, Norway

(8) Cluj-Napoca, Romania

14:20 - 14:40

Proceduri ecografice asistate de robot

Robotic-assisted ultrasound-guided procedures

Andreas Melzer (Dundee, United Kingdom)

14:40 - 15:00

Chirurgia cu Focused Ultrasound ghidată ecografic sau prin RMN

Ultrasound and MRI guided Focused Ultrasound Surgery

Andreas Melzer (Dundee, United Kingdom)

15:00 - 15:20

Abordarea diagnosticului apendicitei acute și rolul ecografiei

Diagnostic approach to acute appendicitis and the role of ultrasound

Stavros A. Antoniou (Thessaloniki, Greece)

15:20 - 15:35

Trainingul în procedurile hepatice ghidate imagistic utilizând gelatina și o matriță de ficat printată 3D

Training in image-guided liver procedures using gelatin and a 3D printed liver mold

Radu-Claudiu Elisei (1), Florin Graur (2), Călin Popa (2), Sever Călin Moldovan (2), Emil-Ioan Mois (2), Doina Pîsla (2), Călin Vaida (2), Horia Ștefănescu (2), Adrian Cote (2), Nadim Al Hajjar (2)

(1) Bistrița, Romania

(2) Cluj-Napoca, Romania

15:35 - 15:50

Proceduri chirurgicale ghidate ecografic

Ultrasound guided surgical procedures

Simona Filip, Gerald Filip (Bucharest, Romania)

15:50 - 16:00

Răspunsul cercetării medicale la deficitul de modele patologice pentru trainingul în chirurgia minim-invazivă; posibile facilități de pregătire în ecografia intraoperatorie oferite de Proiectul MIREIA

The response of medical research to the lack of pathological models for training in minimally invasive surgery; possible facilities in intraoperative ultrasound training, offered by the MIREIA Project

Octavia Madge (1), Thomas Langø (2), Jan-Magne Gjerde (2), Magda Chmarra (3), Jenny Dankelman (3), Francisco M. Sánchez-Margallo (4), Juan A. Sánchez-Margallo (4), Călin Tiu (1)

(1) Câmpina, Romania

(2) Trondheim, Norway

(3) Delft, Netherlands

(4) Cáceres, Spain

16:00 - 16:30

Pauză de cafea și vizitare expoziție

Coffee break and exhibition visiting

FUSE Workshop (Exhibition area, ground floor)

Instructor | Trainer:

Bogdan Smeu (Bucharest, Romania)

16:30 - 18:30

Sesiunea VIII B – Rolul tinerilor chirurghi în viitorul chirurgiei minim-invazive.

Cazuri speciale cu discuții interactive cu tineri chirurghi

Session VIII B – The role of young surgeons in the future of MIS.

Special cases with interactive discussions with young surgeons

Moderatori | Chairpersons:

Ana Senent Boza (Seville, Spain)

Stelian Pantea (Timișoara, Romania)

Clarisa Bîrlig (Bucharest, Romania)

Panel experți | Expert's panel:

Alexandru Nicolau (Bucharest, Romania)

Florin Turcu (Bucharest, Romania)

Cristi Tarța (Timișoara, Romania)

16:30 - 16:45

Viitorul chirurgiei este aici – Așteptând Congresul EAES Roma 2023

The future of surgery is here – Looking forward to the

EAES Congress in Rome, 2023

Emanuele Botteri (Brescia, Italy)

16:45 - 17:00

Contextul european pentru tinerii chirurghi – Prezent și perspective pentru EAES Young Committee

The European context for young surgeons – Present and perspectives of the EAES Young Committee

Ana Senent Boza (Seville, Spain)

17:00 - 17:15

Spitalul verde: din sala de operații către viitor

Green hospital: from OR to the future

Marta Botti (Pavia, Italy)

17:15 - 17:30

Rezidențiatul de chirurgie generală: opinii ale unor foști rezidenți care au emigrat

Residence for general surgery: opinions of some emigrated specialists

Alexandru Nicolau (Bucharest, Romania)

17:30 - 17:45

Introducere în elaborarea ghidurilor

Introduction to guideline development

Silviu-Daniel Preda (Craiova, Romania)

17:45 - 18:00

Curba de învățare la chirurgii tineri – chirurghi talentați sau antrenați?

Learning curve for the young surgeons – Are surgeons born or made?

Emina Letić (Sarajevo, Bosnia and Herzegovina)

18:00 - 18:10

Caz special | Special case

Florin Turcu (Bucharest, Romania)

18:10 - 18:20

Caz special | Special case

Rezeție minim invazivă a unui GIST gastric de mari dimensiuni invadant în coada pancreasului și hilul splenic

Minimally invasive resection of a large gastric GIST invading the spleen and a tail of the pancreas

Tamás Rűsz-Fogarasi, Vlad Făgărășan, M. Nedelea, Vasile Bințișan (Cluj-Napoca, Romania)

18:20 - 18:30

Caz special | Special case

Provocări diagnostice și terapeutice într-un caz complicat de apendicită acută

Diagnostic and therapeutical challenges in a complicated case of acute apendicitis

Răzvan Popescu (Constanța, Romania)

08:30 - 10:30

Sesiunea XII A – Simpozionul Național de Chirurgie Bariatrică și Metabolică (partea I)

Session XII A – The National Symposium of Bariatric and Metabolic Surgery (part I)

Eveniment endorsat de | Event endorsed by



Sesiune organizată în parteneriat cu Societatea Română de Chirurgie Metabolică

Session organized in partnership with The Romanian Society for Metabolic Surgery

Provocările Programelor de Chirurgie Bariatrică

Challenges of the Bariatric Surgery Programs

Moderatori | Chairpersons:

Bogdan Smeu (Bucharest, Romania)

Adriana-Florinela Cătoi-Galea (Cluj-Napoca, Romania)

08:30 - 08:35

Deschiderea Simpozionului

Symposium opening message

Cătălin Copăescu (Bucharest, Romania)

08:35 - 08:45

Best-track în contextul pandemiei COVID-19: aplicații în chirurgia bariatrică și metabolică

Best-track in times of COVID-19 pandemic: application to metabolic and morbid obesity surgery

Silviu-Tiberiu Makkai-Popa (Brașov, Romania)

08:45 - 08:55

Managementul dificil al pacientului cu complicații bariatrice în timpul pandemiei de COVID-19

Challenging management of patient with bariatric complication during COVID-19 pandemic

Ionuț Hutopilă (Bucharest, Romania)

08:55 - 09:05

Turismul medical în scop bariatric/metabolic – capcane și consecințe pentru pacienți

Medical Tourism for Bariatric/Metabolic purposes – Pitfalls and consequences for the patients

Cătălin Copăescu (Bucharest, Romania)

09:05 - 09:15

SASI – Intervenție chirurgicală greșită sau tehnică greșită?

SASI – bad surgery or bad technique? Case presentation

Viorel Dejeu (Arad, Romania)

09:15 - 09:30

Efectul metabolic al gastrectomiei totale pentru cancer. Este același ca în chirurgia metabolică?

The metabolic effect of total gastrectomy for cancer. Is it like in metabolic surgery?

Radosław Pach, Tomasz Muszynski (Kraków, Poland)

09:30 - 09:40

Nivelurile grelinei plasmatice după gastrectomia longitudinală laparoscopică pot prezice rezultatele pe termen lung

Plasma ghrelin levels after laparoscopic sleeve gastrectomy can predict the long-term results

Amadeus Dobrescu (Timișoara, Romania)

09:40 - 10:00

Q&A

10:00 - 10:45

Pauză de cafea și vizitare expoziție

Coffee break and exhibition visiting

10:45 - 12:00

Sesiunea XIII A – Simpozionul Național de Chirurgie Bariatrică și Metabolică (partea a II-a)

Session XIII A – The National Symposium of Bariatric and Metabolic Surgery (part II)

Eveniment endorsat de | Event endorsed by



Sesiune organizată în parteneriat cu Societatea Română de Chirurgie Metabolică

Session organized in partnership with The Romanian Society for Metabolic Surgery

Aspecte tehnice și rezultate ale procedurilor de chirurgie metabolică

Technical aspects & outcomes of metabolic surgery procedures

Moderatori | Chairpersons:

Cătălin Copăescu (Bucharest, Romania)

Ionuț Hutopilă (Bucharest, Romania)

10:45 - 10:55

Poziția stomacului după gastrectomia longitudinală

Stomach position after sleeve gastrectomy

Ionuț Hutopilă (Bucharest, Romania)

10:55 - 11:05

Migrarea intratoracică după LSG: mit sau realitate? Studiu multicentric, retrospectiv al incidenței și implicațiilor clinice

Transhiatal migration after LSG: myth or reality? A multicenter, retrospective study on the incidence and clinical impact
Cristian Boru (Rome, Italy)

11:05 - 11:15

Gastrectomie longitudinală iterativă cu repararea de hernie hiatală și cardiopexie Narbona-Arnau

Redo gastric sleeve with hiatal hernia repair and Narbona-Arnau cardiopexy
Bogdan Smeu (Bucharest, Romania)

11:15 - 11:25

Tehnica N-Sleeve la pacientul bariatric cu hernie hiatală și BRGE

N-Sleeve technique in bariatric patient with hiatal hernia and GERD
Florin Ciobanu, Nicoleta Leopa, Cornelia Olteanu, Răzvan Popescu, Cristina Dan, Andrei Cristian Ghioldiș, Răzvan Dragoș Boșneagu (Constanța, Romania)

11:25 - 11:35

Abordarea terapeutică a fistulei complexe după sleeve gastric – prezentare de caz

Therapeutic approach of gastro-bronchial fistula after gastric sleeve – case presentation
Simona Filip (Bucharest, Romania)

11:35 - 12:45

Minimizer ring – o soluție pentru evitarea regainingului după operații metabolice

Minimizer ring – a solution to avoid regaining after metabolic surgery
Victor Diaconu (Bucharest, Romania)

11:45- 11:55

Chirurgie metabolică pentru pacienții care necesită artroplastie articulară a extremităților inferioare

Metabolic surgery for patients requiring lower-extremity joint arthroplasty
Clarisa Bîrlig (Bucharest, Romania)

11:55 - 12:00

Q&A

08:30 - 10:00

Sesiune IX B - Sesiune dedicată asistenților medicali

Session IX B - Session dedicated to nurses

Moderatori | Chairpersons:

Iarmila Babușka (Timișoara, Romania)

Daniel-Aurelian Ilincaru (Timișoara, Romania)

Daniela Barjica (Timișoara, Romania)

08:30 - 08:38

Rolul asistentului instrumental în operația de gastrectomie longitudinală laparoscopică

The role of instrument nurse in the operation of laparoscopic longitudinal gastrectomy

Iarmila Babușka (Timișoara, Romania)

08:38 - 08:46

Rolul asistentei în cadrul procedurii de laser endovascular pentru tratamentul minim invaziv al bolii venoase cornice

The nurse's role in the endovascular laser procedure for the minimally invasive treatment of chronic venous disease

Loredana Beneș, Alina Blidariu, Luciana Radu, Ileana Negrea (Timișoara, Romania)

08:46 - 09:06

Curs practic în sutura chirurgicală

Practical course in surgical suture

Gheroghe-Ion Mija (Bucharest, Romania)

09:06 - 09:26

Ghiduri pentru utilizarea optimizată a dispozitivelor Ethicon

Guidelines for optimal use of Ethicon devices

Andreea Ciobotaru (Timișoara, Romania)

09:26 - 09:34

Rolul asistentei în procedura Longo pentru tratamentul bolii hemoroidale

The nurse's role in the Longo procedure for the treatment of hemorrhoid disease

Alina Blidariu, Loredana Beneș, Ileana Negrea, Luciana Radu (Timișoara, Romania)

09:34 - 09:42

Rolul asistentului instrumental în operațiile robotice

The role of the instrument assistant in robotic operations

Iarmila Babușka, Ioana Graur (Timișoara, Romania)

09:42 - 09:50

Cancerul colorectal într-un an de pandemie COVID-19, probleme de îngrijiri preoperatorii și postoperatorii

Colorectal cancer in one year of COVID-19 pandemic, preoperative and postoperative care problems

Mariana Vâlcă (Oradea, Romania)

09:50 - 10:00

Discuții

Discussions

10:00 - 10:30

Pauză de cafea și vizitare expoziție

Coffee break and exhibition visiting

10:30 - 12:00

Sesiunea X B – Sesiune dedicată studenților

Session X B – Session dedicated to students

Moderatori | Chairpersons:

Sergiu Bara (Timișoara, Romania)

Gabriel Verdeș (Timișoara, Romania)

George Nodiți (Timișoara, Romania)

10:30 - 10:40

Tratamentul chirurgical minim invaziv al defectelor peretelui abdominal

Minimally invasive surgical treatment of abdominal wall defects

Ariana Ghimici (Timișoara, Romania)

10:40 - 10:50

Chirurgia asistată robotic a cancerului esofagian

Robotic assisted surgery of esophageal cancer

Ariana Stoica (Timișoara, Romania)

10:50 - 11:00

Chirurgia asistată robotic a cancerelor ginecologice

Robotic assisted surgery of gynecological cancers

Antonia-Maria Pop (Timișoara, Romania)

11:00 - 11:10

Chirurgia asistată robotic a cancerului rectal

Robotic assisted surgery of rectal cancer

Rareș Urlan (Timișoara, Romania)

11:10 - 11:20

Utilizarea intraoperatorie a indocianinei, prognostic favorabil în evoluția postoperatorie la pacienții cu infarct enteromezenteric

Intraoperative use of indocyanine, a favorable postoperative prognosis in patients with entero-mesenteric infarction

Andreea-Adriana Neamțu, Dan Silviu Goldiș, Carmen Neamțu, Bogdan Dan Totolici (Arad, Romania)

11:20 - 11:30

Chirurgia cancerului colo-rectal ghidată de ICG – parte din tehnologia prezentului

ICG-guided colorectal cancer surgery – part of today's technology

Andreea-Adriana Neamțu, Loredana Alina Stăniș, Dan Silviu Goldiș, Carmen Neamțu, Bogdan Dan Totolici (Arad, Romania)

11:30 - 11:40

Managementul chirurgical laparoscopic al sindromului arterei mezenterice superioare:

o scurtă trecere în revistă cu un raport de caz

Laparoscopic surgical management of superior mesenteric artery syndrome: a brief review with a case report

Marco Capitanio (Timișoara, Romania)

11:40 - 11:50

Abdomenul acut: Chirurgia de urgență în timpul pandemiei COVID-19

Acute abdomen: Emergency surgery during the COVID-19 pandemic

Alexandra-Maria Nină (Timișoara, Romania)

11:50 - 12:00

Q & A

Gastrectomia longitudinală laparoscopică ca reintervenție după eșecul gastroplicaturii pentru obezitate

Sleeve gastrectomy as revision surgery after failed gastric plication for obesity

Oliviu-Cristian Borz, Marton Istvan Denes, Sebastian Gunea, Kalman Sardi, Andreea Gabor, Tamas Szekely, Ovidiu Jimborean, Tivadar Jr Bara (Târgul Mureș, România)**Evitarea refluxului gastroesofagian după chirurgia bariatrică - ce este de făcut?**

Avoiding gastroesophageal reflux after bariatric surgery - what to do?

Victor Diaconu (Bucharest, Romania)

Efectul diabetului asupra rezultatelor perioperatorii la pacienții cu cancer colorectal: proceduri laproscopice versus proceduri deschise

The effect of diabetes on the perioperative outcomes of laparoscopic colorectal cancer surgery patients: laparoscopic versus open procedures

Nicoleta Leopa, Răzvan Popescu, Yusuf Timurlenc, Daniel Ovidiu Costea, Ionut Eduard Iordache, Mihaela Pundiche, Teodor Ștefan Nițu, Andrei Cristian Ghioldiș (Constanța, Romania)**Chirurgia laparoscopică versus chirurgia deschisă la pacienții cu obezitate si cancer colorectal**

Laparoscopic versus open surgery in obese patients with colorectal cancer

Nicoleta Leopa, Răzvan-Cătălin Popescu, Cristina Dan, Răzvan Dragoș Bosneagu, Andrei Cristian Ghioldis, Cornelia Olteanu, Florin Ciobanu, Cristina Butelchin, Andrea Kacani (Constanța, Romania)**Sistemul robotic PROHEP-LCT pentru tratamentul hepatocarcinomului nerezecabil**

PROHEP-LCT robotic system for the treatment of unresectable hepatocellular carcinoma

Emil-Ioan Mois, Doina Pîslă, Nadim Al Hajjar, Călin Vaida, Florin Graur, Bogdan Gherman, Iosif Bîrlescu, Corina Radu, Peter Tucan, Nicoleta Plitea (Cluj-Napoca, Romania)**Litiaza intramurală de colecist - dificultăți de diagnostic preoperator**

Intramural gallstones - challenging preoperative diagnosis

Maria Magdalena Nica, Cristina Gîndea, Mădălina-Georgiana Mitrea-Tocitu, Abdullah Alkadour, Petre Hoară, Galina Grosu, Mohssen Ahmed, Cristina Iosif5, Denis Vrzogic, Silviu Constantinoiu (Bucharest, Romania)**Conversie la sleeve gastric după inel gastric - prezentare caz clinic**

Conversion to gastric sleeve after gastric banding - clinical case presentation

Ana Maria Mihaela Nichifor, Ahmed Berro (Constanța, Romania)**Controlul hemoragiei din trasa gastrică după gastric sleeve laparoscopic. Un studiu de tip case control**

Stapled line bleeding control after laparoscopic gastric sleeve. A case control study

Radu-Răzvan Scurtu, Sever Ionescu, Raluca-Cristina Apostu (Cluj-Napoca, Romania)



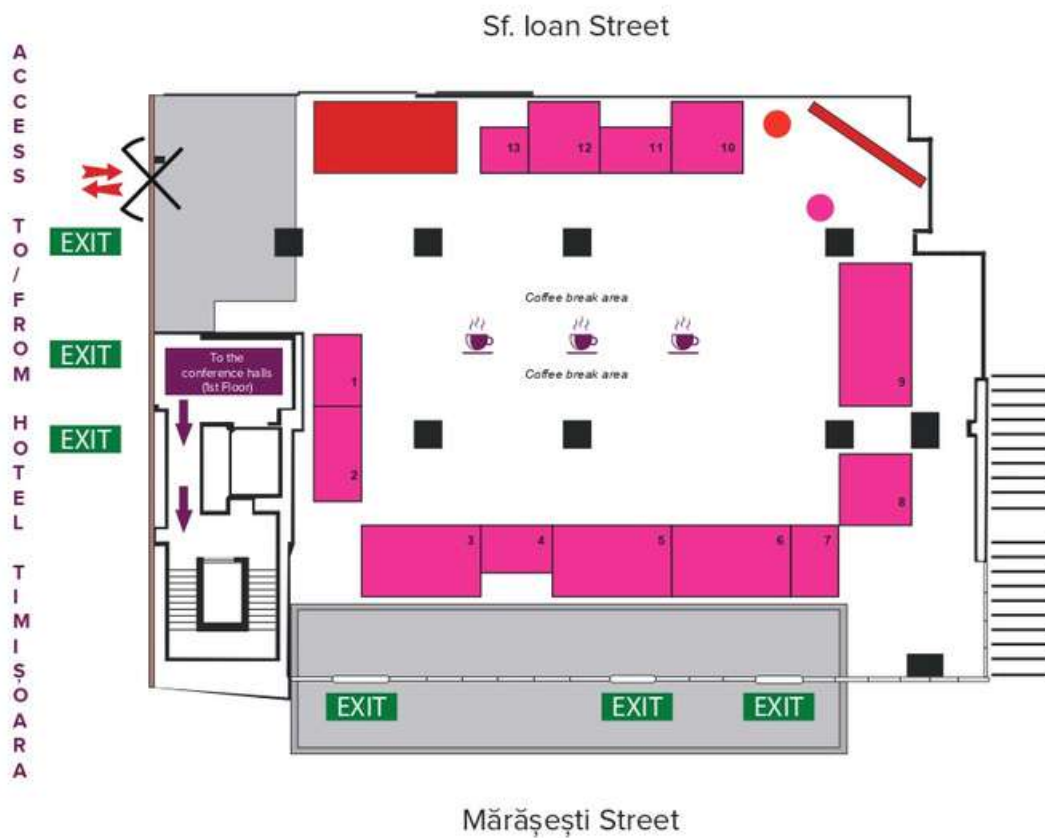
96017054_KS 81 9/2015-E

KARL STORZ – Your Competent Partner in Training and Continuing Education

STORZ
KARL STORZ – ENDOSKOPE



Exhibition Plan - Discovery Hall, ground floor



EXHIBITOR

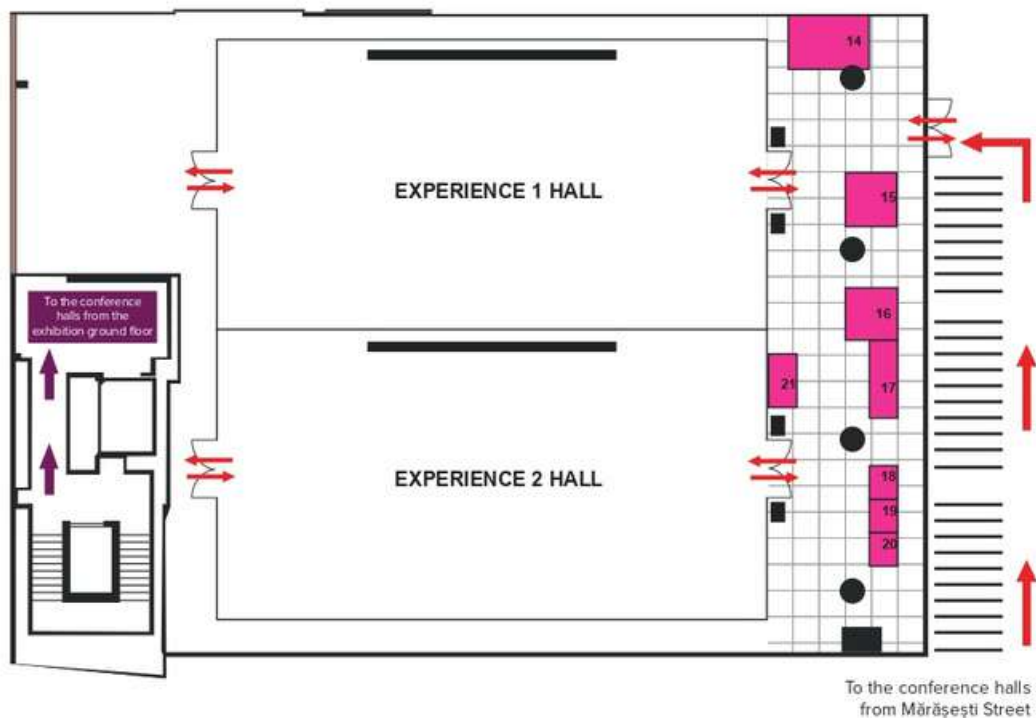
- BARD
- BAXTER
- JOHNSON & JOHNSON
- KARL STORZ ENDOSCOPIA
- LG PHARM
- MEDTRONIC
- NOVO NORDISK
- RAFI MEDICAL
- ROMBIOMEDICA
- SOFMEDICA
- SONOSCAPE & LIAMED
- TEMCO
- WOLF-e ROBOTICS

BOOTH

- 11
- 12
- 9
- 8
- 1
- 10
- 6
- 13
- 2
- 3
- 4
- 5
- 7

Exhibition Plan - Experience Hall Foyer, first floor

1st Floor



LEGEND

- Pillar
- Exhibitor booth
- Stairs

EXHIBITOR

REGINA MARIA
 KRAL MEDICAL SOLUTIONS
 CMR SURGICAL
 SANADOR
 A.R.C.E.
 SURGICAL TRAINING INSTITUTE
 PRODUSEDESLABIRE.RO
 BANCA TRANSILVANIA

BOOTH

14
 15
 16
 17
 18
 19
 20
 21

Powered by



Da Vinci Xi

Define a new
standard.



INTUITIVE

Sonoscape - SISTEM DE ENDOSCOPIE RIGIDĂ SOLUȚIA 4K

Sonoscape



SISTEMUL INCLUDE:

- Videoprosesor SV-M4K30
- Sursă de lumină VLS-55Q
- Monitor medical 31,5"
- Cărucior endoscopie HDT-500R
- Cap cameră
- Sistem de lentile ZOOM
- Ghid de lumină
- Telescop 30°, 0°

SPECIFICAȚII TEHNICE:

- Calitatea redată a imaginii este UHD (rezoluție 4K)
- Sursa de lumină multi-LED
- Butoane programabile pe cap cameră

FUNCȚII AVANSATE:

- Caracterizarea eficientă a detaliilor prin funcțiile optice: SFI și VIST
- Auto White Balance (AWB)
- Video Recording și Snap Screen cu USB

DOMENII DE UTILIZARE:


- Laparoscopie
- Artroscopie
- Histeroscopie
- Uroscopie
- Toracoscopie



Lumină albă



SFI



VIST





Thursday, 29 September 2022
Experience 2 Hall



13:00 - 13:15
Industry-sponsored symposium



Introduction to Versius Robotic System
Bogdan Haş
Cluj-Napoca, Romania



Thursday, 29 September 2022
Experience 1 Hall



13:20 - 13:50
Industry-sponsored symposium
Sonoscape - Hybrid Solution for Minimally Invasive Surgery



Speakers:
Fulger Lazăr (Timișoara, Romania)
Ciprian Duță (Timișoara, Romania)
Dan Brebu (Timișoara, Romania)



Thursday, 29 September 2022
Experience 2 Hall



13:20 - 13:50
Industry-sponsored symposium
Long-term weight management benefits with Saxenda®



Chairperson:
Cătălin Copăescu (Bucharest, Romania)

Saxenda® (liraglutide 3.0 mg) - central role in the obesity pharmacotherapy
Ruxandra Pleșea (Bucharest, Romania)

The pharmacotherapy role before and after bariatric surgery
Cătălin Copăescu (Bucharest, Romania)



Friday, 30 September 2022
Experience 1 Hall



12:30 - 13:00
Industry-sponsored symposium
Using Innovative solutions for increasing patients outcome



Chairperson:
Karl Miller (Dubai, UAE)

Speakers:
Cătălin Copăescu (Bucharest, Romania)
Ciprian Duță (Timișoara, Romania)
Karl Miller (Dubai, UAE)



Friday, 30 September 2022
Experience 2 Hall



12:30 - 13:00
Industry-sponsored symposium



Senhance robotic surgery – from digital laparoscopy to performance guided surgery
Narimantas Evaldas Samalavičius
Klaipėda, Lithuania

ETHICON
PART OF THE *Johnson & Johnson* FAMILY OF COMPANIES


ROMBIOMEDICA
PARTENERIATE PENTRU VIAȚĂ



ECHIPAMENTE MEDICALE BLOC OPERATOR

- Platforme electrochirurgie și sigilare vasculară
- Mese chirurgicale
- Lămpi scialitice
- Console chirurgicale



CONSUMABILE BLOC OPERATOR

- Sută chirurgicală Biosintex
- Sută mecanică
- Instrumentar
- Echipamente protecție



PROIECTARE ȘI AMENAJARE BLOC OPERATOR

Se respectă standardele europene de clasificare a "camerelor curate"



CHIRURGIE ROBOTICĂ

Platformă digitală robotică




ROMBIOMEDICA

— PARTENERIAT PENTRU VIAȚĂ —

Phasix™ ST Mesh

With Sepra™-coating



Unique structure of the mesh

Phasix™ ST Mesh, a biologically derived implant, combines two market leading technologies in one product: A resorbable Phasix™ monofilament mesh and a proven hydrogel barrier based on Sepra® technology. The product was developed with

the aim of improving the strength repair of a synthetic mesh and to provide the remodeling properties of a biological tissue.

- Handles, sutures and fixates like synthetic meshes
- Facilitates insertion during laparoscopic placement

 **Phasix™ Mesh = P4HB**
Monomer form is found in the brain, heart, muscle, liver and kidney


 **Mesh strength & Remodeling**
Reliable mesh strength as with permanent mesh, remodeling properties as with biological mesh

 **Hydrolysis**
Degradation via hydrolysis in bio-compatible products (H₂O, CO₂)


 **M2 Macrophages**
P4HB increasingly activates M2 macrophages (important for wound healing)

 **Long-term resorbable**
Resorption of the mesh controlled in 12-18 months

 **Low bacterial colonization**
A preclinical study showed a lower MRSA colonization compared to other biosynthetic meshes

 **Suture material**
Phasix™ mesh, Monomax™ suture consists of P4HB which have been used clinically since 2007

 **Clinical results**
Promising clinical results have been achieved in previous studies



Sepra™ Hydrogel-Barrier

- Hydrogel barrier on the posterior side minimizes visceral tissue attachment
- Uncoated P4HB monofilament allows for tissue ingrowth on the anterior side
- Resorbs within 30 days
- Used clinically since 2007

BARD

BD is one of the largest international medical technology companies committed to advancing the world of health through improvements in medical research, diagnostics, and patient treatment and care.

The company supports medical professionals in their daily work - with innovative technologies, services and concepts that help to improve patient care and everyday clinical procedures.

For 125 years, we've pursued our Purpose of Advancing the World of Health™. We relentlessly commit to a promising future by developing innovative technologies, services and solutions, helping the healthcare community improve safety and increase efficiency.

BIOSINTEX

Șos. Vlădiceasca, Nr. 4, Snagov

Phone: 0040 - 21 - 266.00.01

E-mail: contact@biosintex.com

Website: <https://www.biosintex.com/ro/>

BIOSINTEX was founded in 2002 by a family of doctors, with the aim of protecting people's health and taking part in saving human lives. The surgeon who, through perseverance made this dream become reality, wanted to create innovative, qualitative medical devices, which ensure the safety and comfort of all types of surgical procedures, and rapid postoperative recovery of the patients. BIOSINTEX is, currently, the only local manufacturer of surgical sutures and the domestic market leader, but also an important exporter in over more than 20 countries worldwide. The company produces surgical sutures in a wide range of types and sizes, with or without needle, by using next-generation technology, high quality raw materials, certified by prestigious certification bodies. In our production unit there are over 100 dedicated employees which are daily committed to ensure excellence through the quality of our products.

Our team devotes itself to a successful implementation of a quality control system by continuously testing the technical and quality parameters throughout the whole production flow. The development of the R&D department and our wish to continuously evolve, in line with the progress of surgery, has led to the introduction of at least five new technologies over the past few years and to development of at least 100 new items in our portfolio. Our performance has constantly increased to meet the growing demands of our customers.

CMR Surgical Limited.

1 Evolution Business Park, Milton Road,
Cambridge, CB24 9NG, UK

GP SANITA SRL

22, BERZEI Street, House No. 1, 300769 - Timișoara

Phone: +40 749 252 600

Fax: 035 611 8718

E-mail: info@gpsanita.ro

Website: www.GPSanita.ro

GP Sanita represents various international medical companies in Romania. We are a dynamic company that provides advanced and innovative surgical solutions/products.

GP Sanita offers direct sales and distribution, both for the public and private medical sectors, provides training on the products supplied and technical assistance for surgeons/medical personnel performing surgical procedures. Our company is composed of a team of national sales professionals, and the company and its employees offer informed support, excellent timely services and add value to the products and services we offer.

See better.^{1,†,Ω} Breathe better.^{2,‡} Work better.

Effectively and efficiently
remove surgical smoke
from your laparoscopic
procedures^{1,§,Ω}



The Valleylab™ Laparoscopic Smoke Evacuation System

A laparoscopic smoke evacuation device offering a dual active and passive mode
SEL7010



[†] 10 out of 10 surgeons and nurses surveyed after use agreed for active mode the device improved visualization vs. nonevacuation.

[‡] As compared with non-ULPA filtration or nonevacuation.

[§] 9 out of 10 surgeons and nurses surveyed after use agreed for active mode.

^Ω 8 out of 9 surgeons and nurses surveyed after use agreed for passive mode.

¹ Based on internal test report #RE00139506 rev A, Bourbon: Valleylab™ laparoscopic smoke evacuation system nurses and surgeons claims report. March 12, 2018.

² Based on the manufacturer report #PR-17003 rev A, ULPA filtration. Jan. 12, 2018.

Industry coordinates

S.C. KARL STORZ ENDOSCOPIA ROMANIA S.R.L.

74, Prof. Dr. Anton Colorian Street
041393 - BUCHAREST, 4th District, Romania
Phone: 0040 - 31 - 425.08.00
E-mail: info-ro@karlstorz.com
Website: www.karlstorz.com

Karl Storz company founded more than 75 years ago is writing a significant chapter of medical and technological history, nowadays being a world leader in endoscopy.

Karl Storz medical instruments and appliances are worldwide valued as some of the most advanced and reliable, the opportunities available in the diagnosis and therapy becoming increasingly multi-faceted and effective. Karl Storz is not a giant but a leader in matters that count: creativity, versatility and competence.

SC LIAMED SRL

A8, Griviței Street
500182, Brașov County, Romania
Phone: +40 268.327.490, +40 744.306.554
E-mail: office@liamed.ro
Website: www.liamed.ro

SC LIAMED SRL is a company with fully Romanian capital, having as its main activities importing, selling and servicing medical devices for both human and veterinary use.

MEDTRONIC

42-44 Bucuresti-Ploiești Road
Building B, B2 Wing, 2nd floor, District 1, Băneasa Business & Technology Park
Phone: 0040 - 372 - 188.000
Fax: 0040 - 372 - 251.031

We lead global healthcare technology, boldly attacking the most challenging problems. Our Mission – to alleviate pain, restore health, and extend life – unites a global team of 90,000+ people, and our technologies transform the lives of two people every second, every hour, every day. Expect more from us. Medtronic. Engineering the extraordinary. Learn more at <http://www.medtronic.com>

NOVO NORDISK România

Tiriac Tower, Strada Buzzești 82-94, București 011017
Phone: 0040-21-312 3674
E-mail: webmaster_ro@novonordisk.com
Website: www.novonordisk.com

We are a global healthcare company, founded in 1923 and headquartered just outside Copenhagen, Denmark. Our purpose is to drive change to defeat diabetes and other serious chronic diseases such as obesity, and rare blood and rare endocrine diseases.

We do so by pioneering scientific breakthroughs, expanding access to our medicines and working to prevent and ultimately cure the diseases we treat.

We employ more than 50,000 people in 80 offices around the world, and market our products in 170 countries.



FI 18.1.0.09/2019/A-E



IMAGE1 S™ Rubina – mORe to discover

- Native 4K image chain
- Improved 3D image quality
- Automatic horizon control
- New OPAL1® NIR/ICG modes
- Laser-free LED light source

STORZ
KARL STORZ – ENDOSKOPE
THE DIAMOND STANDARD

S.C. RAFI MEDICAL S.R.L.

9, Foişorului Street, F6C Building, 1st Entrance, App. 3

031173 - BUCHAREST, 3rd District, Romania

Phone: 0040 - 21 - 322.71.21

Fax: 0040 - 21 - 322.71.23

E-mail: info@rafi.ro

Website: www.rafi.ro

Rafi Medical is a distributor of medical equipment and training, maintenance, design, upgrade and equipping services for the operating room, ICU and sterile reprocessing.

We implement turnkey, economical and customized solutions for the arrangement, configuration and planning of spaces in accordance with the rules and legislation in force, as well as with local needs and requirements.

Rafi Medical specialists are trained directly at the manufacturer for a professional support offered in the process of consulting, planning, configuration, service, installation, commissioning, user training, permanent supply of consumables and spare parts.

ROMBIOMEDICA

1A, Nikolai Gogol Street, 1st Floor

Phone: 021 230 23 90

E-mail: contact@rombiomedica.com

Website: <https://rombiomedica.com>

Rombiomedica was founded in 1996 and grew together with the Romanian market of medical devices and technologies, so that for 25 years we have been supporting doctors, with proposals aimed at simplifying the choice of surgeons in the operating room. During this time, we have developed a wide range of products and suppliers, specializing in the supply of consumables and equipment for the operating theater and intensive care units of hospitals.

Our main concern is both to respond to the needs of doctors and to anticipate them, given that they are in constant change. For us, healthcare means providing the best quality products, with the best quality-price ratio, but also identifying the adapted solutions that doctors need to solve the increasingly complex problems of the medical act.

Our desire is to adhere to the requirements and expectations of our potential partners, as well as to continue to create solid professional relationships, from which both we and our partners learn permanently, in parallel with the dynamics of technologies and medical progress.

SonoScape Medical Corp.

Airport Plaza

075100, Otopeni, Ilfov

Phone: +40 735.858.444

Website: www.sonoscape.com

SonoScape – Caring for life through Innovation

Since 2002, SonoScape has been focused on innovating and developing medical equipment for ultrasound, endoscopy and minimally invasive surgery, with products found in more than 130 countries and regions worldwide.



TIPCAM[®]1 Rubina[™] – The 4K-3D NIR/ICG Videoendoscope

- Automatic horizon control for better orientation and handling
- Available in 0° and 30° directions of view
- Easy toggle from 2D to 3D
- OPAL1[®] NIR/ICG visualization modes:
Overlay, Monochromatic and Intensity Map

STORZ
KARL STORZ – ENDOSKOPE
THE DIAMOND STANDARD

Participants' Information and Registration Desk

The Participants' Information and Registration Desk, located in the exhibition area, at Timișoara Convention Center, will be open for the entire duration of the ARCE 2022 events, following the schedule below:

28.09.2022	08:30 - 17:00
29 - 30.09.2022	08:00 - 18:00
01.10.2022	08:00 - 12:00

Name Badges

For security and control reasons, throughout the entire duration of the ARCE 2022 events and during the social events, participants are required to wear their nominal access badges.

In the event the badge is lost, participants are kindly asked to notify the Participants' Information and Registration Desk immediately so that it can be replaced.

Please note that access to the conference halls is granted by name badge scan.

Scanning the name badges will confirm the participants' attendance to the event, based on which the ECMEC® credits will be awarded. Participants registered to the Congress, but absent during the event, will not be granted certificates of accreditation.

Official languages of the Congress

The official languages of the ARCE 2022 events are Romanian and English.

No translation will be provided in the conference halls.

The Power Point presentations will be made in English, given the international audience attending the sessions.

Presentations Upload Area

The Upload Area is located in the exhibition area (Discovery hall, ground floor), next to the FUSE Workshops area.

The upload and preview of the Power Point presentations will be made with the technical assistant in this area, at least 2 hours before the actual presentation time slot. For papers scheduled for the first session of the day, the presentations will be uploaded the day before, except for papers scheduled for Thursday, 29 September, when uploading will be possible starting at 08.00 a.m.

All presentations delivered at the Upload Area will be processed and dispatched in the conference halls by the technical assistants, in accordance with the information received from the presenters.

IMPORTANT!

It will not be possible to upload the presentations in the conference halls.

Congress Awards

The Romanian Association for Endoscopic Surgery and Other Interventional Techniques will award the best five papers submitted for the event and included in the ARCE 2022 events final program.

The awards will be granted as follows:

A. e-Posters Awards

- **Best e-Poster presentation**

The first prize consists of a registration fee for the EAES 2023 Congress.

- **Second Prize**

This prize consists of a registration fee for a course organized by ARCE in 2023.

The course will be selected by the winning author.

- **Third Prize**

This prize consists of a registration fee for the ARCE 2023 Congress.

B. "Corneliu Dragomirescu" special award

This special prize is awarded for the best oral presentation delivered by a doctor under the age of 40.

The prize consists of a registration fee for a course organized by ARCE in 2023.

The course will be selected by the winning author.

C. "Adrian Lobonțiu" special award for new technologies in surgery

This special prize will be awarded for the best oral or video presentation delivered by a doctor under the age of 40, compliant with the theme of the award.

The award consists of a scholarship worth up to €2500, for a course abroad in 2023, meant to support the professional journey of the winner.

The winning papers will be announced on Friday, 30 September, during the Friendship Dinner taking place at Recaș Winery and will be published on the event website after the Congress.

Video Marathon & e-Posters Area

This area is located in the exhibition, at Timișoara Convention Center, Discovery hall, ground floor. The video presentations and e-Posters accepted for the scientific program will be displayed on the screen in this area, allowing participants to view and discuss in details these presentations throughout the entire event.

The video and e-Poster presentations will run alternatively on the screen, following the schedule below:

Thursday, 29 September: 08:30 – 18:30

Friday, 30 September: 08:30 – 10:00; 11:00 – 16:00; 17:00 – 18:00

Saturday, 01 October: 08:30 – 12:00

FUSE Workshops Area

The FUSE (Fundamental Use of Surgical Energy™) workshop area is set-up in the exhibition area at Timișoara Convention Center, Discovery hall, ground floor.

Congress attendees have the possibility to take part in live demonstrations, following the schedule below:

Friday, 30 September, 10:30 - 11:00

Training session provided with the support of:

Medtronic

Engineering the extraordinary

Friday, 30 September, 16:00 - 16:30

Training session provided with the support of:

ETHICON

PART OF THE  FAMILY OF COMPANIES

Access to the training sessions is granted by name badge.

First come, first served order applied.

Q & A using sli.do

All audience members can easily ask a question using sli.do, an online, easy-to-use tool that will be available in all conference halls.

To send questions, access sli.do using any device with an internet connection and insert the event code: [ARCE2022](#).

Abstract Book

The abstracts accepted for the final scientific program and presented during the ARCE 2022 Congress will be published after the Congress in the "Chirurgia" journal, edited by the Romanian Society of Surgery.

Specialized Medical Exhibition

Simultaneously with the scientific program, a specialized medical exhibition is being held, where companies are displaying the latest products in the field of endoscopic, minimally invasive, bariatric and robotic surgery.

The exhibition is set-up on two levels: ground floor (Discovery hall) and first floor (the foyer of the two conference halls).

All participants are welcome to visit the exhibition during the coffee & lunch breaks. Access to the exhibition is granted by name badge only.

Lunch breaks & industry-sponsored symposia

On Thursday and Friday, lunch will be provided with the support of the partner companies organizing industry-sponsored symposia.

Participants attending the industry sessions will be offered lunch boxes at the beginning of the symposia, when entering the conference hall where the session is held. More details on the schedule of the industry-sponsored symposia are available on pages 19-20 of the brochure.

Documents of Attendance with CME credits for physicians

All attending participants will receive a document of attendance mentioning the number of Continuous Medical Education hours (CME) that the ARCE 2022 events were credited with by the European Accreditation Council for Continuing Medical Education (EACCME®).

The XIth National Congress of the Romanian Association for Endoscopic Surgery, Timișoara, Romania, 28/09/2022 - 01/10/2022 has been granted 22 European CME credits (ECMEC®s) by the European Accreditation Council for Continuing Medical Education (EACCME®). Each medical specialist should claim only those hours of credit that he/she actually spent in the educational activity.

Through an agreement between the Union Européenne des Médecins Spécialistes and the American Medical Association, physicians may convert EACCME® credits to an equivalent number of AMA PRA Category 1 Credits. Information on the process to convert EACCME® credit to AMA credit can be found at www.ama-assn.org/education/earn-credit-participation-international-activities.

"Live educational activities, occurring outside of Canada, recognised by the UEMS-EACCME® for ECMEC®s are deemed to be Accredited Group Learning Activities (Section 1) as defined by the Maintenance of Certification Program of the Royal College of Physicians and Surgeons of Canada".

The electronic certificates of accreditation will be sent on the e-mail address used for registration, in maximum 30 days after the end of the event.

To finalize the accreditation procedure, when downloading the accreditation certificate, you will be asked to fill in a brief feedback evaluation form for the Congress.

IMPORTANT!

According to Art. (3) from decision 12/2018 of the Romanian College of Physicians, a maximum of 6 CME Credits are granted for one event day:

"The equivalent for one hour of CME activity is 1 CME credit, limited to maximum 6 credits per day, regardless of the total number of hours in the program. The equivalence with the European CME credits (ECMECs) issued by the EACCME is 1/1, limited to 6 hours / day".

Documents of Attendance with CME credits for nurses

The ARCE 2022 Congress was credited by the Order of Nurses, Midwives and Medical Assistants in Romania with 15 CME credits, according to address no. 228 / 15.09.2022.

Nurses must attend a minimum of 75% of the event program and the credits will be granted in proportion to the actual attendance of each participant.

The electronic certificates of accreditation will be sent on the e-mail address used in the registration form, within a maximum of 30 days from the end of the event, after reviewing the attendance sheet.

Congress activities

All registered participants are invited to take part in the scientific and social activities prepared by the Organizers.

Congress Opening Ceremony

Thursday, 29 September 2022, Experience 1 Conference Hall, 18:00

Access by name badge for all Congress participants, partners and exhibitors.

Welcome Networking Dinner

Thursday, 29 September 2022, exhibition area (ground floor) & Sidebar terrace, 19:30

Access by name badge for all Congress participants, partners and exhibitors.

Dress code: Smart Casual

Dinner provided with the support of:



Friendship Dinner

Friday, 30 September 2022, 19:30, Recaş Winery, Timișoara

Tariff: 28 EUR / person

The tariff includes:

- Transportation from/to the venue
- Wine tasting
- Seated dinner
- Live concert

Tickets can be purchased using the online form available on www.arcecongres.ro.

For further details, please see the staff available at the Participants' Information and Registration Desk.

Coffee breaks

Coffee breaks will be provided by the Organizers to the participants attending the ARCE 2022 events, as well as to exhibitors and partners.

The buffets will be positioned in the exhibition area (Discovery hall, ground floor) and will be open for service during the time slots allotted for coffee breaks in the scientific program.

Smoking

Smoking is prohibited on the premises of the Timișoara Convention Center, including the conference halls and the exhibition area.



Define a new standard

Designed to provide flexibility for procedures performed across your robotics program, the da Vinci Xi surgical system offers broader anatomical access, enhanced ease of use, and complete integration of the most advanced da Vinci technology.

This fourth-generation system includes the same advanced 3DHD vision and wristed instruments you expect of da Vinci, in a modular, adaptable format. With a surgical system this versatile, a new standard in minimally invasive care is possible.

Contact

ROMANIA
Bucharest
Calea Bucureștilor 87-91, Otopeni, 075100
info.ro@sofmedica.com

www.sofmedica.com



LAP 68 4.1.10/2019/A-E

 EndoCAMeleon®



Adjustable in Every Aspect

The *NEW* ENDOCAMELEON®

- Variable direction of view 0° – 90°
- Optimized illumination
- Extremely beneficial for anatomically narrow working spaces
- Displays various anatomical structures without exchanging trocars

STORZ
KARL STORZ – ENDOSKOPE
THE DIAMOND STANDARD





Face to Face | Virtual | Hybrid

A solution for every challenge.
A success in every opportunity.

Conferences

Webinars

Workshops

Exhibition Management

DMC Services

Ralcom is certified with the Quality Management System
conforming to the requirements of ISO 9001: 2015
for the organization of congresses, exhibitions and events.



Ralcom Exhibitions

www.ralcom.ro

The Organizers acknowledge and appreciate the support granted by the industry to the ARCE 2022 Events.

Silver Partners



Bronze Partners



Partners



Organizers:



The Romanian Association
for Endoscopic Surgery and
Other Interventional Techniques



The Romanian Society
for Metabolic Surgery

ARCE 2022

The XIth National Congress of the
Romanian Association for Endoscopic Surgery

The XIIIth National Symposium
of Bariatric & Metabolic Surgery

The IIIrd National Symposium
of Robotic Surgery

28 September - 01 October

Timișoara Hotel & Timișoara Convention Center
Timișoara, Romania

**Minimal invasive surgery:
Knowing better, doing better**



www.arcecongres.ro

FINAL PROGRAM