



The Association
of Commonwealth
Universities

ACU MEASURES: Benchmarking Institutional Data on University Research Infrastructures

8th World Conference on Research Integrity, 5 June 2024

Dr William Bramwell
Senior Policy and Networks Manager

For the lives we can lead



How we work with Members

440

MEMBER UNIVERSITIES



42

COMMONWEALTH COUNTRIES



Policy representation, profile and platform

Use accredited status to champion higher education and offer platform for ACU members within global policy forums and profile through media.

Capacity through collaboration

Through networks and communities, leverage strengths of global network to support on strategic priority areas and share expertise and resource. ACU Measures benchmarking tool for members.



Partnerships and Programmes

Secure support and investment from strategic partners, governments and funders to deliver capacity strengthening programmes and mobility opportunities.




	Peace & reconciliation	Climate resilience	SDG's	HR in HE	Supporting research
Countries	29	32	34	34	35
Members	179	252	450	576	639

INTRODUCING ACU MEASURES



An online member benchmarking service...

- Enables comparison of institutional policies, practices, and resource allocation in key areas of university management
- **Comparator groups:** regional and country income level averages
- **Non-ranking:** confidential and non-competitive



The process

- Step 1: Register a primary contact to take part
- Step 2: Submit data via an online survey
- Step 3: Receive summary pdf of institutional data
- Step 4: Data validated and anonymised by ACU
- Step 5: Generate visualisations to create bespoke reports

SUPPORTING RESEARCH SURVEY

Comparing types of research activities and support structures

- Institutional type
- Academic Staff and PhD Student Nos.
- Sources of research income
- Research activities, i.e., grants, industry collaborations, consultancies

- Research Management staff
- Institutional infrastructure, trainings and policies across the research lifecycle

- Institutional research KPIs
- Assessing institutional impact
- Areas for future investment
- Research challenges

Supporting Research Survey

Profile

Research Income

Support Structures

Research Ecosystem

Priorities & Challenges

5 survey sections collecting **institutional-level data**

100 institutions
29 countries
5 continents

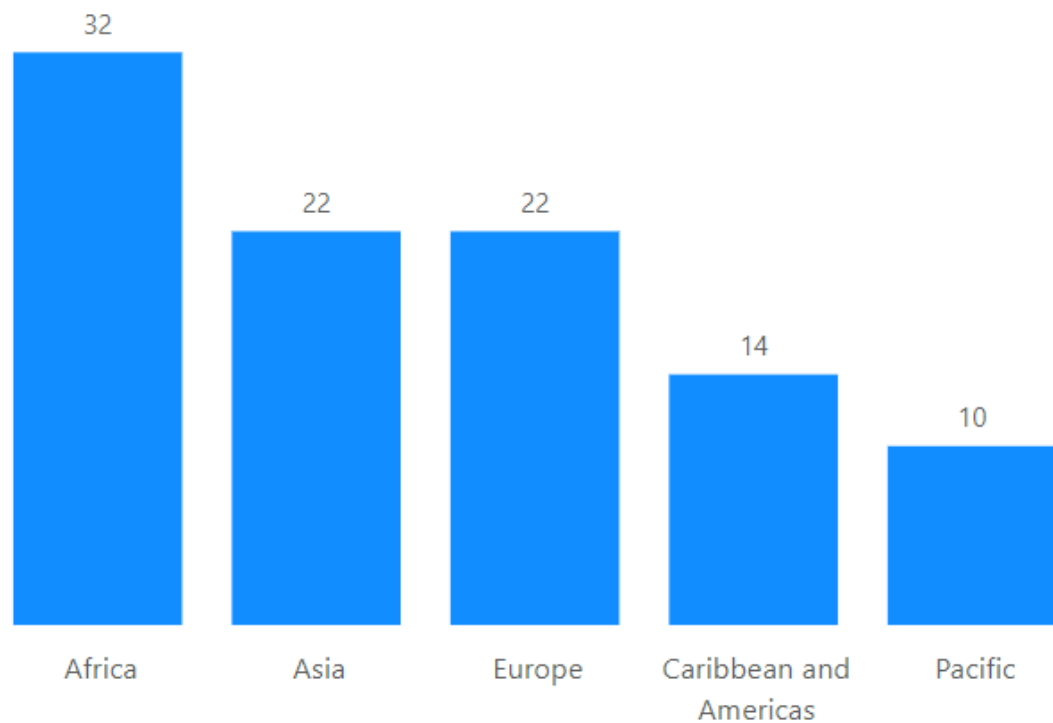
INPUTS

RESOURCES & POLICIES

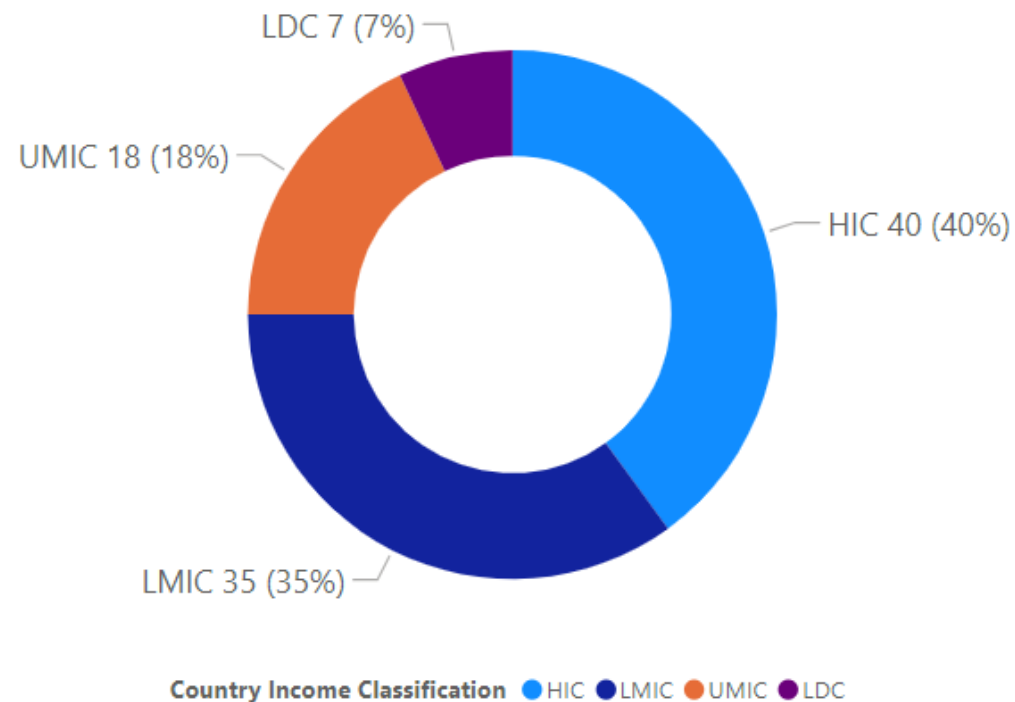
ACTIVITIES, OUTPUTS & OUTCOMES

ACU Measures Supporting Research Survey Participants

Participant Breakdown by Region



Participant Breakdown by Country Income Classification



Additional Survey Participation Information:

Participants

100

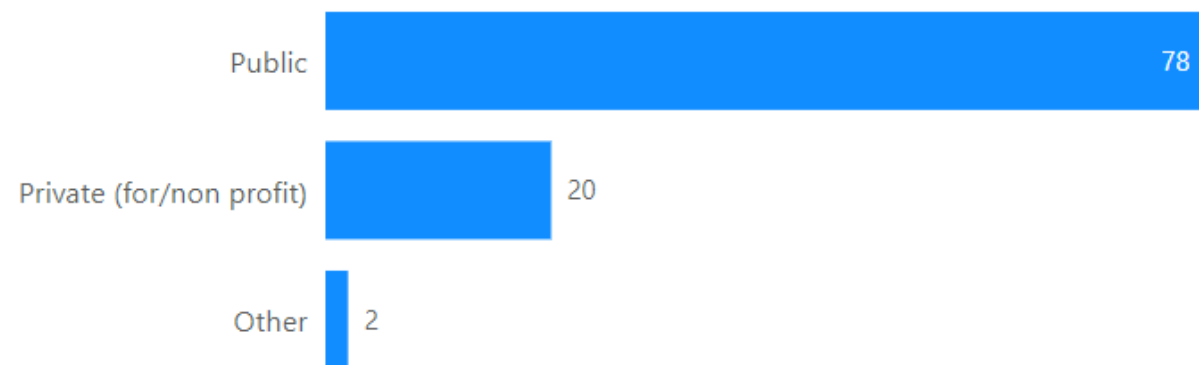
Countries

29

% Participants

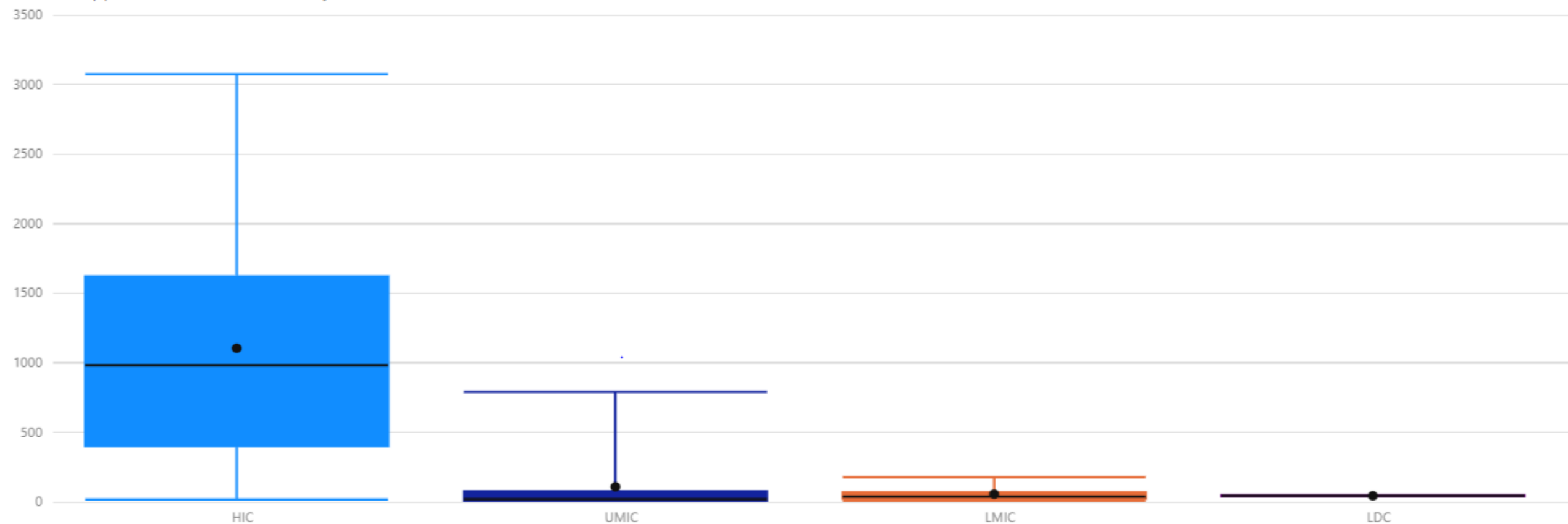
100%

Participant Breakdown by Institution Type



Section 2: Research Activities - Grant Applications

Grant Applications Distribution by DAC Classification



Grant applications

38694

valid responses

64

Average # applications per HEI

605

Applications per HEI: this figure has been calculated by dividing the total number of grant applications by the number of institutions that provided a response to this question. It is an indicative figure based on a subset of the total number of institutional participants.

Select all

HIC

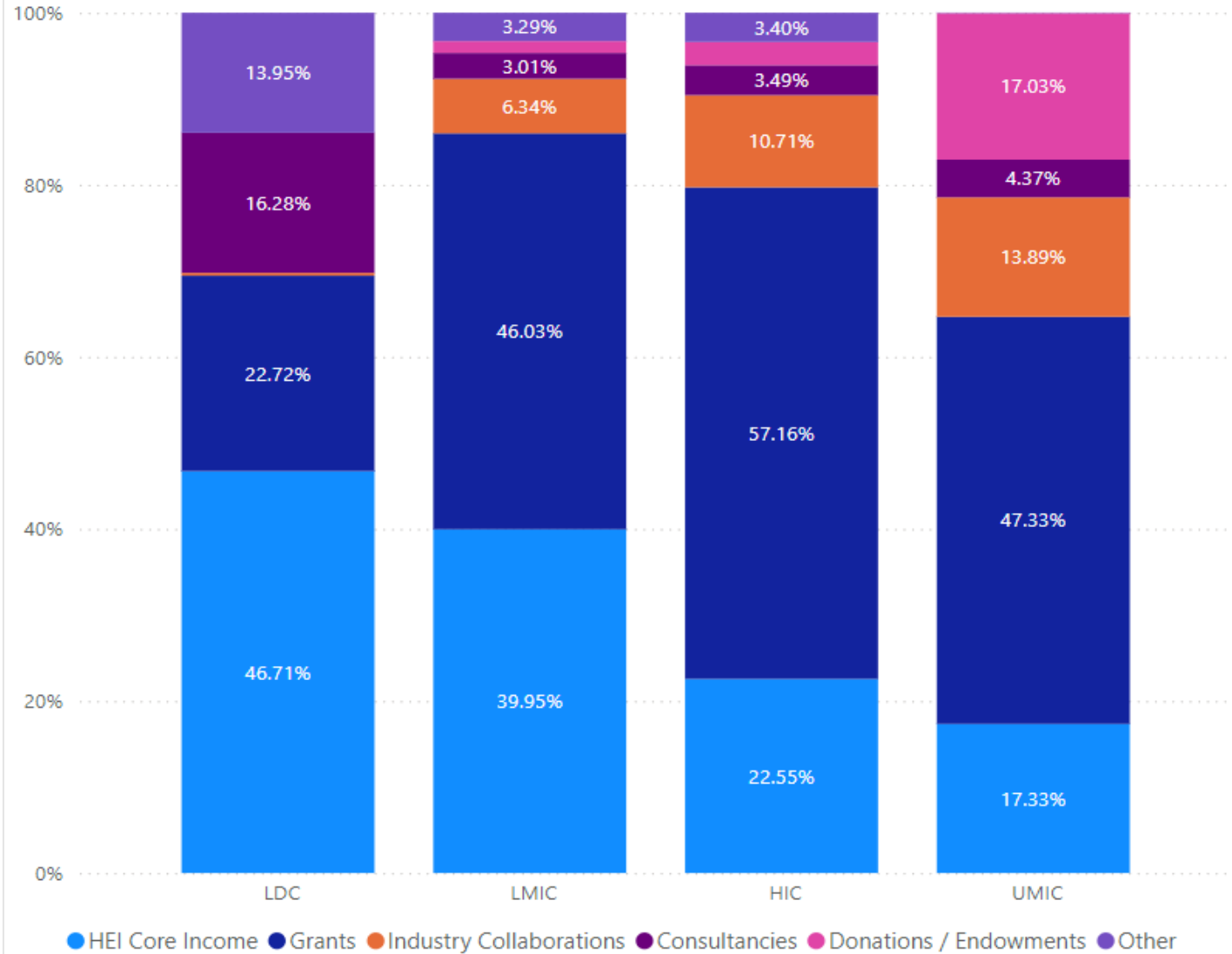
LDC

LMIC

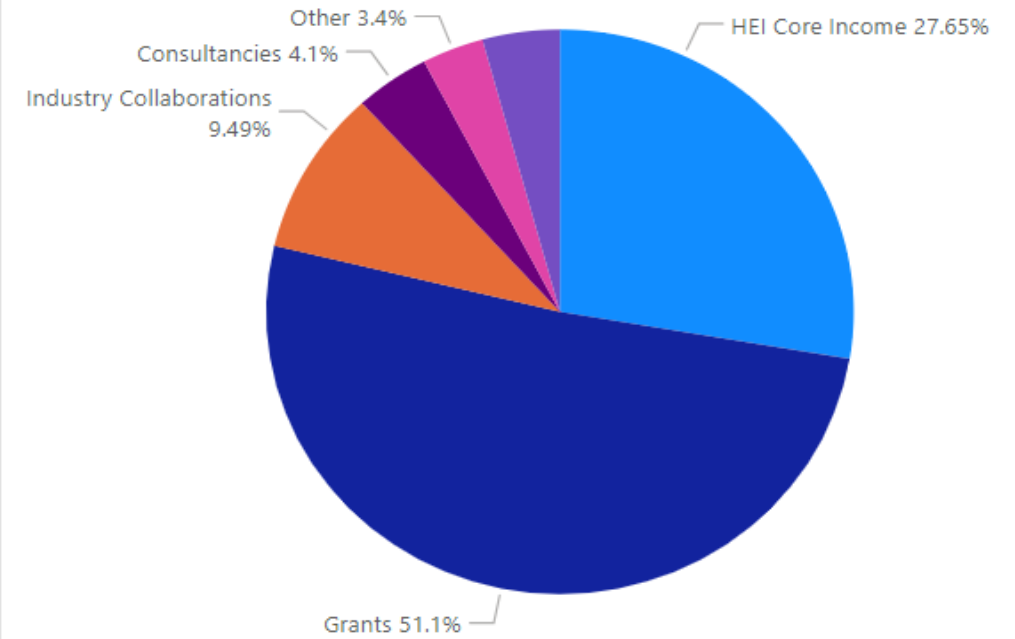
UMIC

Section 2: Sources of Research Income

Institutional Research Income: Proportional Breakdown by Source (%)



Institutional Research Income (all): Proportional Breakdown by Source (%)



valid responses

65

Region	Totals
Pacific	10
Europe	19
Caribbean and Americas	10
Asia	6
Africa	20
Total	65

Select all

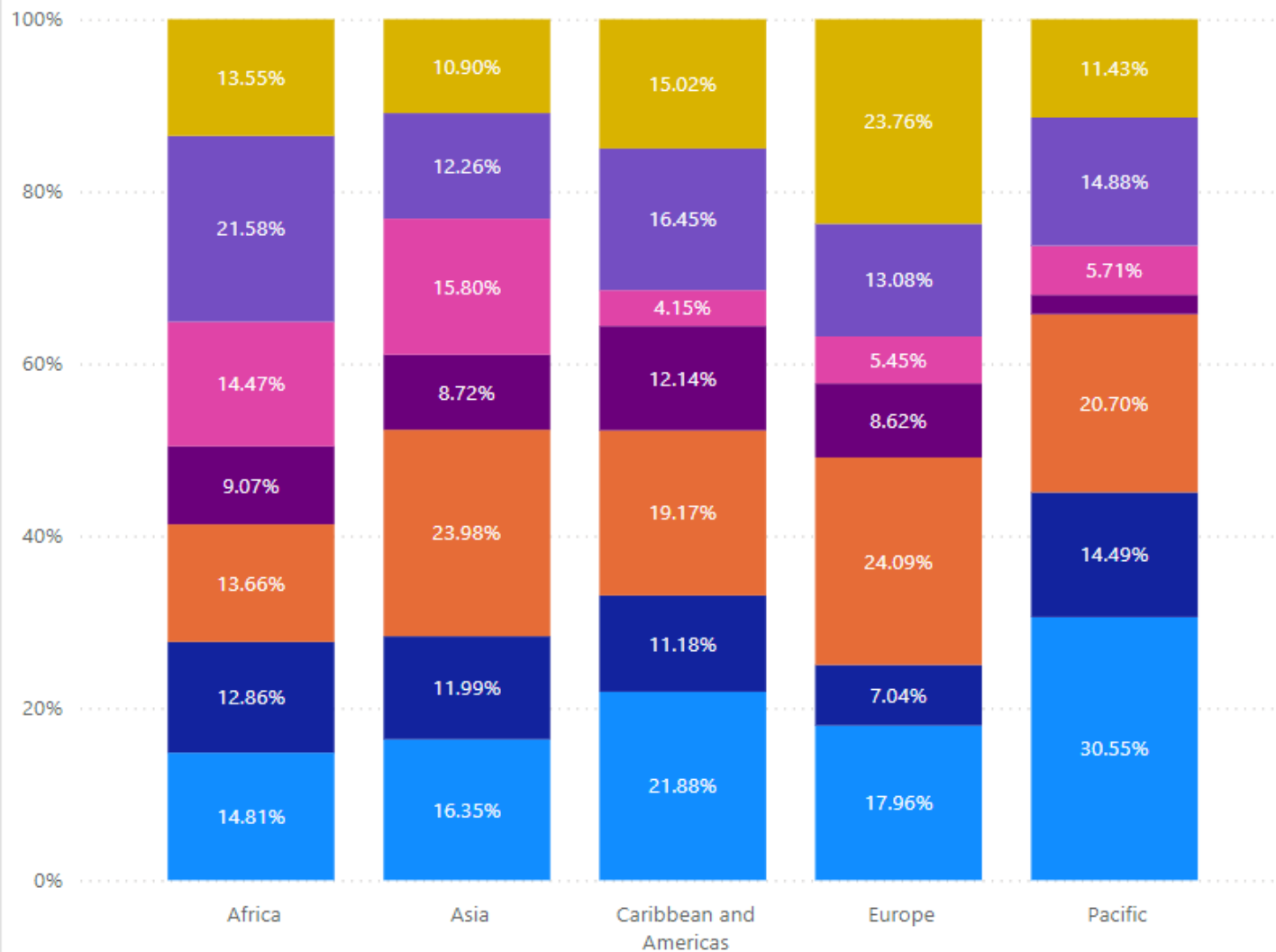
Private (for/non profit)

Public

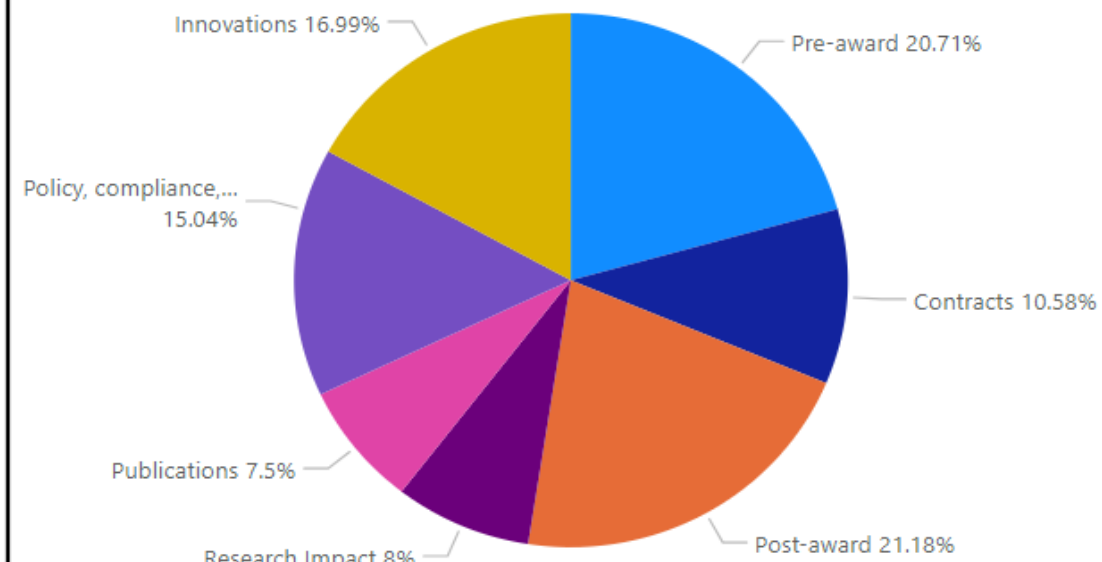
Section 3: RMA Staff Across the Research Lifecycle

RMA Staff Headcount Across the Research Lifecycle by Region

● Pre-award ● Contracts ● Post-award ● Research Impact ● Publications ● Policy, compliance, ethics ● Innovations



RMA Staff Headcount Across the Research Lifecycle (all)



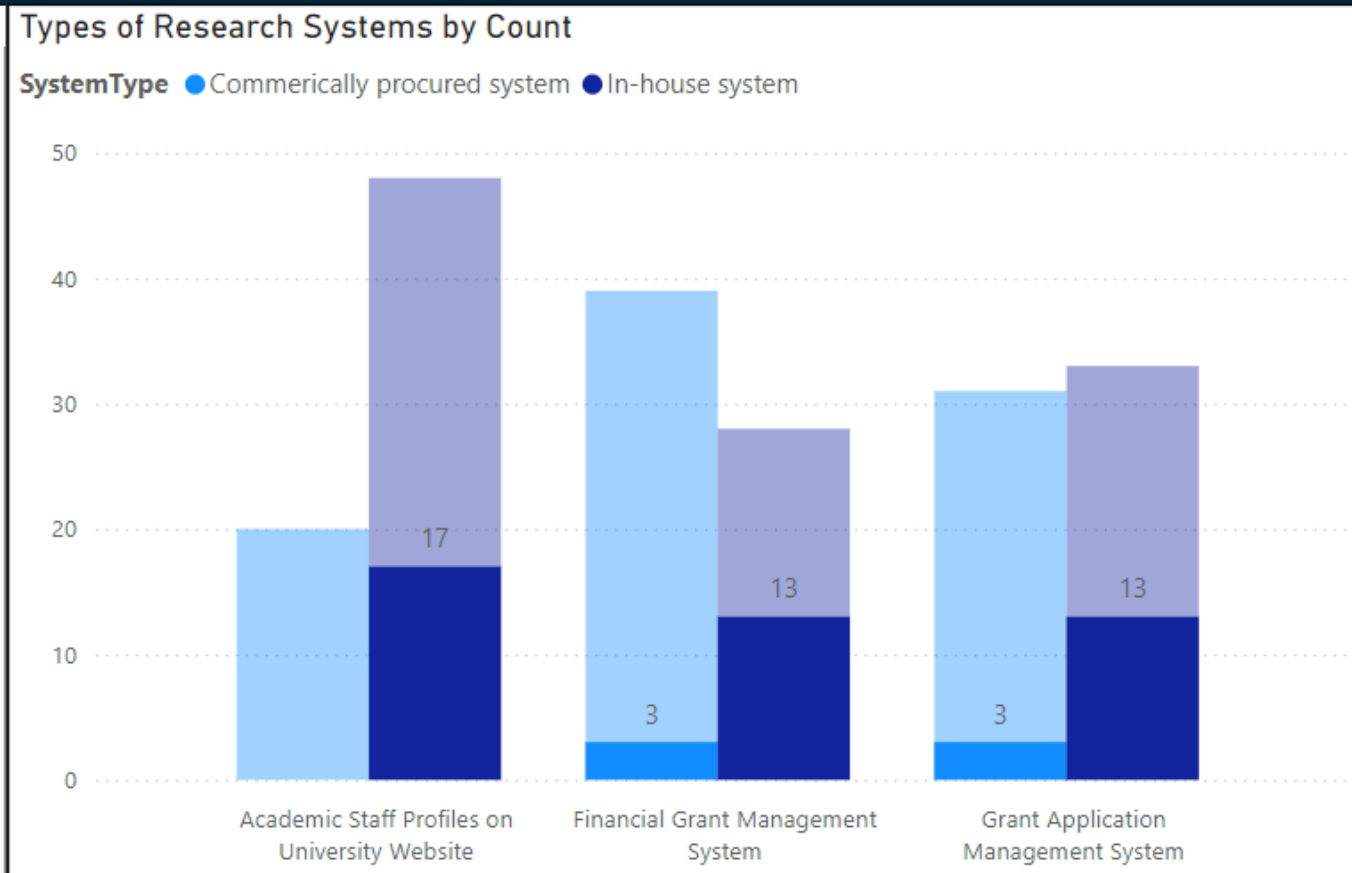
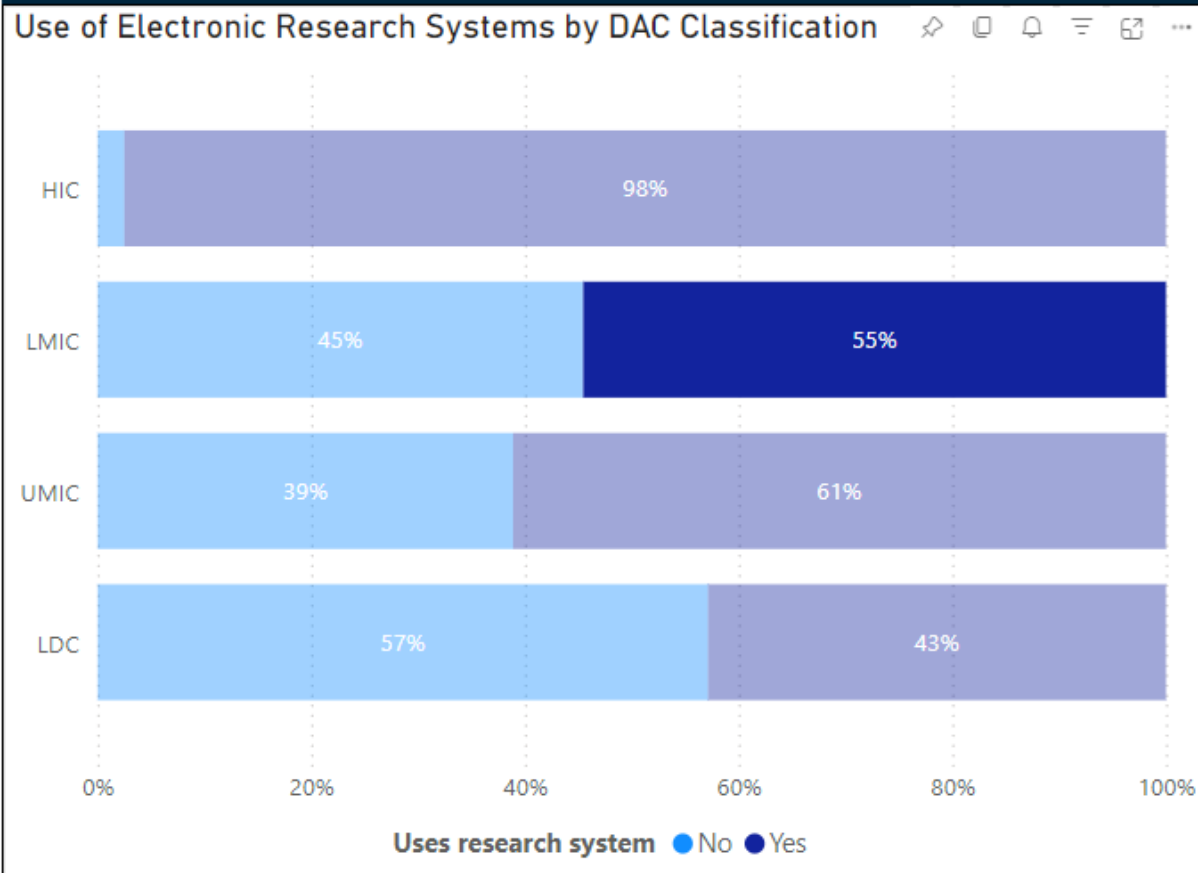
Region	Responses	Staff Nos.	Staff (Median)	Staff (Mean)
Africa	16	436	17	27
Asia	11	367	31	33
Caribbean and Americas	10	602	61	60
Europe	14	1323	70	95
Pacific	8	717	48	90
Total	59	3445	42	58

Select all

Public

Private (for/non profit)

Section 3: Electronic Research Systems



Select all	HIC	LDC	LMIC	UMIC
------------	-----	-----	------	------

valid responses

17

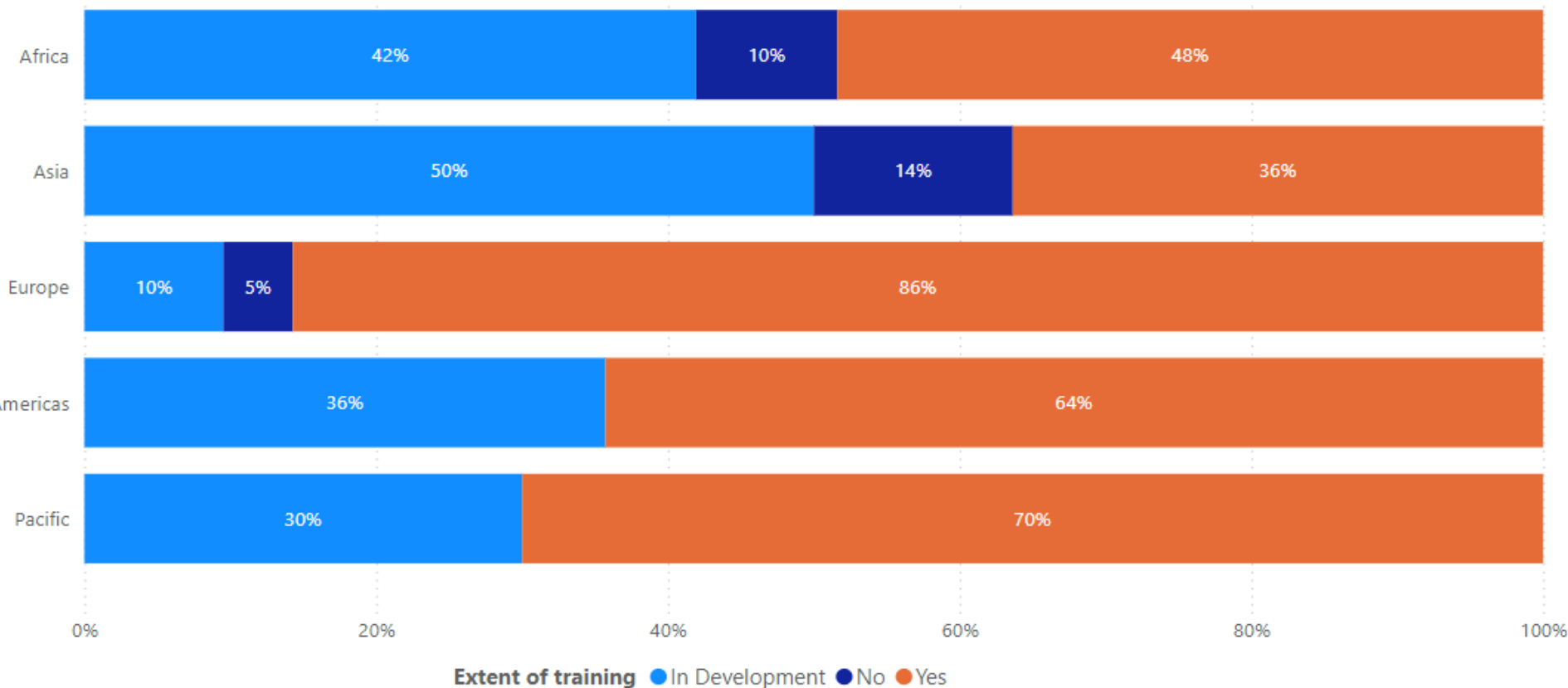
Region	Yes	Total
Africa	11	11
Asia	7	7
Total	18	18

Key information:

The number of valid responses reflects the count of respondents that provided a response to the research systems question summarised in the left-hand chart. The response options visualised in the right-hand chart are optional / multi-choice and may therefore not match the respondent count.

Section 3: Institutional Staff Training

Staff Training in Research Support: Breakdown by Region



Instructions for Visualisation:

This graph visualises the extent of staff training provided in different areas of research support.

Responses are broken down per region in the area of research support highlighted by the menu below.

Use the menu at the bottom of the page to select the different types of provision listed in the survey.

The numbers refer to the stages of the research lifecycle defined in the survey. These are:

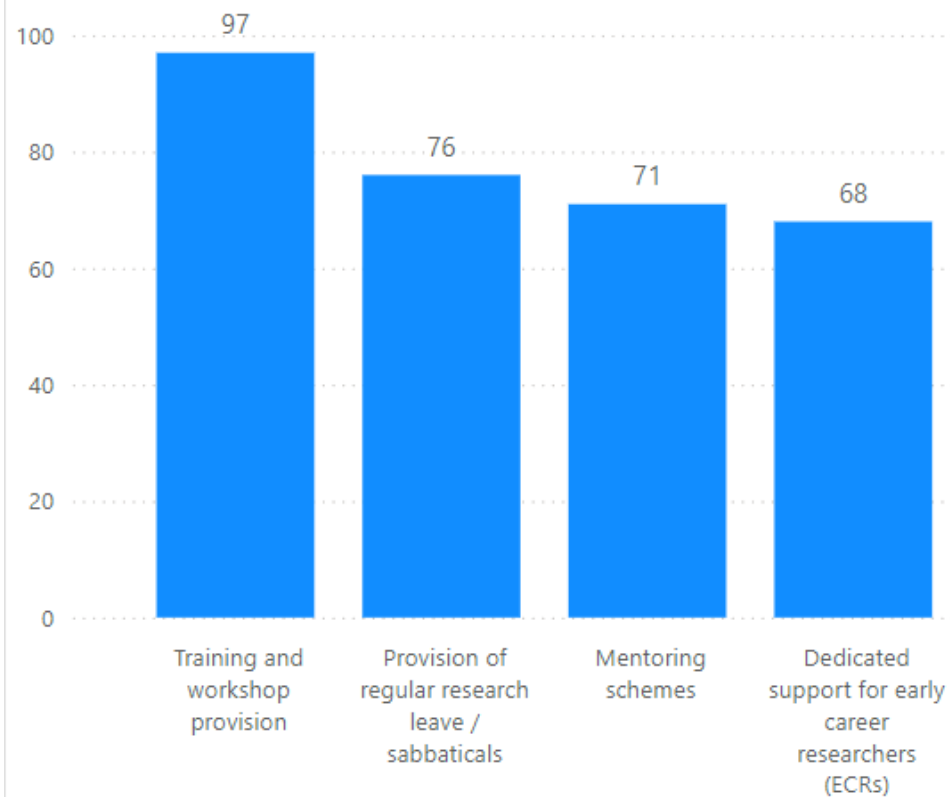
1. Pre-award management
2. Awards and Contracts
3. Post-award management
4. Research Impact
5. Research Publications
6. Research Policy, Compliance & Ethics
7. Enterprise and Innovations

(1) Academic workshops	(1) Identifying funding opportunities	(2) Material / technology transfer	(3) Funder monitoring / reporting	(4) Communicating research beyond academia	(5) Research publication	(6) Research data management
(1) Facilitating research partnerships	(1) Proposal / grant writing	(2) Research Contracting	(3) Research / project financial management	(4) Preparation for national research assessments	(6) Ethics / responsible conduct of research	(7) IP / patent applications

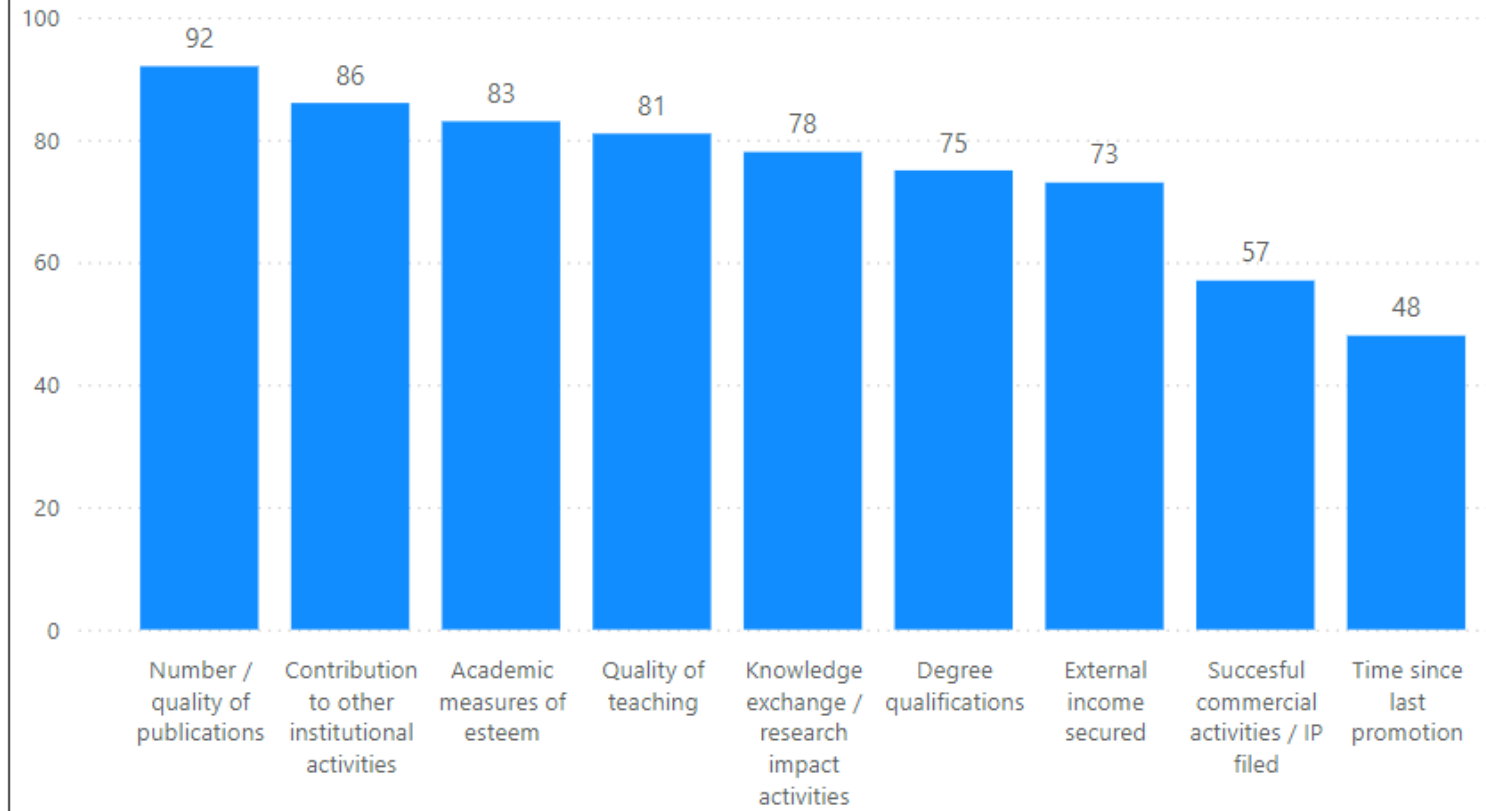
Region	Totals
Africa	31
Asia	22
Caribbean and Americas	14
Europe	21
Pacific	10
Total	98

Section 3: Staff Career Development / Promotion Criteria

Type of Academic Career Development Provided (multi-choice)



Form of Promotion Criteria Used at Institution (multi-choice)



Select all

Africa

Asia

Caribbean and Americas

Europe

Pacific

valid responses

100

Region	Totals
Africa	32
Asia	22
Caribbean and Americas	14
Europe	22
Pacific	10
Total	100

Key information:

The number of valid responses reflects the count of respondents that provided a response to the questions summarised in the above charts. In each instance, the response options visualised are multi-choice and will therefore exceed the respondent count.

THANK YOU FOR LISTENING

ACU Measures Executive Summary:

<https://www.acu.ac.uk/news/acumeasures/>

ACU Equitable Research Partnerships Toolkit:

<https://www.acu.ac.uk/our-work/projects-and-programmes/equitable-research-partnerships-toolkit/>

Contact details:

william.bramwell@acu.ac.uk



The Association
of Commonwealth
Universities