



Organiser

ECHSA

EUROPEAN CONGENITAL
HEART SURGEONS
ASSOCIATION

<http://www.echsa.org>

ECHSA
Meeting 2018
Annual

www.echsa2018.com



PORTUGAL

Grande Real Villa Italia Hotel

Cascais

May 31-June 2, 2018

Final Programme

INSPIRIS RESILIA Aortic Valve

An ideal foundation
for your patient's future



Introducing the INSPIRIS RESILIA aortic valve –
the first product offering in a new class of resilient heart valves.

Shouldn't your patients have a valve as resilient as they are?

Discover more at [Edwards.com](https://www.edwards.com)

For professional use. See instructions for use for full prescribing information, including indications, contraindications, warnings, precautions, and adverse events.

Edwards Lifesciences devices placed on the European market meeting the essential requirements referred to in Article 3 of the Medical Device Directive 93/42/EEC bear the CE marking of conformity.

Material for distribution only in countries with applicable health authority product registrations. Material not intended for distribution in USA or Japan. Indications, contraindications, warnings, and instructions for use can be found in the product labeling supplied with each device.

Edwards, Edwards Lifesciences, the stylized E logo, INSPIRIS, INSPIRIS RESILIA and RESILIA are trademarks of Edwards Lifesciences Corporation or its affiliates. All other trademarks are property of their respective owners.

© 2018 Edwards Lifesciences Corporation. All rights reserved. E6373/08-16/HVT

Edwards Lifesciences • Route de l'Etraz 70, 1260 Nyon, Switzerland • [edwards.com](https://www.edwards.com)



Edwards

Welcome Address	2
ECHSA Committees	3
ECHSA History	4
Congenital Cardiac Database History	7
ECHSA Rules of Association	8-9
ECHSA's Rules for Membership	10-12
ECHSA Members List and Country	13-14
General Information	15-17
Instructions for Presenters and Moderators	18
Local Information	19
UEMS Accreditation	20
Scientific Programme at a Glance	21
Faculty List	22
Scientific Programme • May 31st, 2018	24
Scientific Programme • June 1st, 2018	25-27
Scientific Programme • June 2nd, 2018	28-29
Posters	30
Industry Sponsored Sessions	31
Networking Events	32
Exhibition Floorplan	33
Sponsors Acknowledgement	34
Industry Profiles	35-37

Welcome Address

Dear Colleagues,

It is a great honour and pleasure to invite you all to Cascais, Portugal; a beautiful beach town close to Lisbon, to attend the 2018 Annual Meeting of ECHSA, the European Congenital Heart Surgeons Association, on May 31st - June 2nd 2018.

ECHSA's meetings have recently become open also to non-members, creating a platform for everyone involved in the care of patients with Congenital Heart lesions to participate and exchange their experiences - cardiologists, cardiac surgeons, anaesthetists, intensivists, pathologists, researchers, perfusionists, nurses and technicians, are all invited and most welcome.

In keeping up with ECHSA's long tradition, the scientific program will include abstract sessions, best & worst case presentations, video sessions, advanced research topics, industry workshops and invited lectures, by very distinguished international faculty.

Please submit your abstracts in due time and take the opportunity to contribute and share your work with all participants. Abstracts selected by our Program Committee will be presented orally, as video, or poster presentations. We anticipate a great forum for scientific discussion!

The venue for the meeting will be Cascais, on the coast, 15 miles west of Lisbon. A beautiful town of white-washed walls and pastel hues, still retaining a lot of its old fishing village charm. Sunny beaches, beautiful restaurants and fancy hotels, together with charming people, all contribute to create a welcoming atmosphere that will allow you to leisure and enjoy some free time in a truly unforgettable experience.

The romantic city of Sintra with its palaces and parks (World Heritage) and Lisbon, where old and new combine in a vibrating city, are few miles distant and easy to reach.

We look very much forward to welcoming you in Cascais for a great scientific meeting and warm social interactions on 31st of May, 1st and 2nd of June 2018. Not to be missed!



A handwritten signature in black ink, appearing to read 'José Fragata'.

José Fragata

LOCAL ORGANIZER,

PRESIDENT OF ECHSA

ECHSA Board

- | | |
|---|-------------------|
| 1. José Fragata (LISBON, PORTUGAL) | President |
| 2. George Sarris (ATHENS, GREECE) | Secretary General |
| 3. Tjark Ebels (GRONINGEN, NETHERLANDS) | Treasurer |
| 4. David Barron (BIRMINGHAM, UNITED KINGDOM) | |
| 5. Sertaç Çiçek (ISTANBUL, TURKEY) | |
| 6. Mark Hazekamp (LEIDEN, NETHERLANDS) | |
| 7. Morten Helvind (COPENHAGEN, DENMARK) | |
| 8. Jeffrey Jacobs (ST. PETERSBURG, UNITED STATES) | |
| 9. Ilkka Mattila (HELSINKI, FINLAND) | |

ECHSA Congenital Database Committee

- | | |
|---|--------------------|
| Tjark Ebels (GRONINGEN, NETHERLANDS) | Chair |
| George Sarris (ATHENS, GREECE) | Co-Chair |
| Bohdan Maruszewski (WARSAW, POLAND) | Director |
| Zdzislaw Tobota (WARSAW, POLAND) | Technical Director |
| Boulos Asfour (SANKT AUGUSTIN, GERMANY) | Member |
| Andrzej Kansy (WARSAW, POLAND) | Member |

Representative of the AEPC

Felix Berfer (BERLIN, GERMANY)

Representative of the STS National Database

Jeffrey Jacobs (ST. PETERSBURG, FL, USA)

ECHSA Research Committee

- | | |
|----------------------------------|----------|
| George Sarris (ATHENS, GREECE) | Chair |
| Giovanni Stellin (PADOVA, ITALY) | Co-Chair |

Local Organizer for ECHSA 2018

Jose Fragata (LISBON, PORTUGAL)

Core PCO for ECHSA



ATHENS 29 Kosta Varnali St., GR15233 Chalandri, Greece
T: +30 210 68330600 | F: +30 210 6847700 | E: congress@pco-convin.gr

www.pco-convin.gr

Meetings of the European Congenital Heart Surgeons Association

ECHSA SPRING MEETINGS	ECHSA FALL MEETINGS	CHSS - ECHSA
2018 - Cascais	2015 - Amsterdam	2019 - Sofia
2017 - Leicester	2014 - Bergamo/Milan	2016 - Venice
2016 - Venice	2013 - Vienna	2012 - Chicago
2015 - Copenhagen	2012 - Barcelona	2008 - Warsaw
2014 - Madrid/Toledo	2011 - Lisbon	2004 - Montreal
2013 - Paris	2010 - Geneva	
2012 - Tromsø	2009 - Vienna	
2011 - Brussels	2008 - Lisbon	
2010 - Brussels*	2007 - Geneva	
2009 - Moscow	2006 - Stockholm	
2008 - Venice	2005 - Barcelona	
2007 - Santorini	2004 - Leipzig	
2006 - Tuebingen	2003 - Vienna	
2005 - Oporto (Porto)	2002 - Monte Carlo	
2004 - Istanbul	2001 - Lisbon	
2003 - Lausanne	2000 - Frankfurt	
2002 - Padova	1999 - Glasgow	
2001 - Madrid	1998 - Brussels	
2000 - Oslo	1997 - Copenhagen	
1999 - Rome	1996 - Prague	
1998 - Dublin	1995 - Paris	
1997 - Frankfurt	1994 - The Hague	
1996 - Helsinki	1993 - Barcelona	
1995 - Warsaw	1992 - Geneva	
1994 - Frankfurt	1991 - London	
1993 - Paris		
1992 - Venice		
1991 - Frankfurt		

*cancelled (Iceland's Eyjafjallajokull volcano eruption)

Other meetings:

Special Joint Meeting Dedicated to Aldo R. Castañeda Celebrating his remarkable contributions on his 80th birthday July 15-17, 2010 Antigua, Guatemala

Upcoming Meeting

SAVE THE DATE


Joint CHSS-ECHSA Meeting

in Sofia, Bulgaria, **June 2019!**

Venue: National Palace of Culture

ECHSA

EUROPEAN CONGENITAL HEART SURGEONS ASSOCIATION



**New ECHSA
website**

www.echsa.org



ECHSA is proud to announce
its new Official Journal

**The World Journal for Pediatric
and Congenital Heart Surgery!**

<http://journals.sagepub.com/home/pch>

join

ECHSA

today!



What is ECHSA?

The European Congenital Heart Surgeons Association aims to advance the scientific knowledge and surgery for congenital heart defects, for the benefit of patients of all ages with these conditions, irrespective of their race, religion, origin, wealth, or any other discriminative factors.

ECHSA seeks to achieve these goals by promoting the communication among not only congenital cardiac surgeons, but also among colleagues in all related disciplines, including cardiology, anesthesia, intensive care, and nursing, as well as the exchange of scientific knowledge and research efforts. Although its roots are European, ECHSA has a global outreach!

ECHSA's scientific efforts are exemplified by the numerous publications of the ECHSA Multi-Institutional Studies in prestigious peer reviewed journals, and by the enormously successful ECHSA Congenital Database, which already contains data on more than 250,000 congenital cardiac operations. The unique online tools for data analyses available to all registered users of the Database provide immense capabilities for benchmarking, quality control initiatives, and outstanding clinical research. Finally, the ECHSA Annual Scientific Meetings serve to foster personal exchanges of cutting-edge scientific information and to promote and facilitate international collaborations.



ECHSA

EUROPEAN CONGENITAL HEART SURGEONS ASSOCIATION

Many international professional medical societies are addressing the value of clinical databases and wrestling with the problems of coding, validation, analysis and distribution of data. Congenital heart disease management has many features which make it very suitable for the development of an integrated database; it is highly specialised, carried out in limited well-defined environments and has relatively clear follow-up endpoints. However, it also has some important specific difficulties, the most important of which is the complexity and wide variability of existing coding systems.

In 1990, a group of like-minded friends, all cardiac surgeons, who now form the European Heart Surgeons Association (ECHSA) met to discuss clinical results. We were and remain of the view that data should be shared, open and honest. Co-operation was thought to be as important as competition in developing the future of the specialty. In this spirit, we decided to collect data on all the patients upon whom we operated; thus the European Congenital Heart Defects Database (ECHDD) was born, which today acts as the ECHSA Congenital Database and collects the data from 189 hospitals from 50 countries, while 371 hospitals from 77 countries already registered in the Database and have access to the results of over 235 000 cardiac procedures.

Visit <http://www.echsa.org> for more information about ECHSA

Visit <https://goo.gl/2GKkdI> for the ECHSA Congenital Database Charter

Association's name and registered office

The name of the Association is the *European Congenital Heart Surgeons Association* and its registered office is in Helsinki, Finland.

Association's object and function

The aim of the Association is to advance surgery for congenital heart defects, and improve the treatment of patients with congenital heart diseases in Europe, and by all means, promote the research and treatment related directly or indirectly to congenital heart diseases; irrespective of patients' race, religion, origin, wealth, or other discriminative factors.

For realisation of this aim, the Association carries on research of surgery for congenital heart diseases and organises courses, seminars and conferences for congenital heart disorders to the members of the Association.

To support these activities, the Association can receive donations, grants and testaments, own needful solid and movable property for its function and carry on lotteries and collections after due permission.

Members

A cardiac surgeon who approves the aim of the Association can be accepted as a true member of the Association. A person or legal community who wants to support the aim and function of the Association can be admitted as a supporting member.

The Board of the Association approves true and supporting members after application.

According to the Board's presentation the general meeting of the Association can call a person, who has markedly advanced or supported the Association, an honorary president or a honorary member.

Termination of membership

A member can terminate his/her membership with a written announcement to the Board or the Board's chairman, or announcing it in the meeting of foundation to be written down in the minutes of the meeting. The Board can terminate the membership, if the member has not fulfilled the obligations he/she bound himself/herself during admission to the Association, or the member has considerably damaged the Association, or the member doesn't fulfil the conditions of membership mentioned in law or rules of the Association.

Membership fee

The general meeting of the Association decides the annual membership fee.

Board

The business of the Association is taken care by the Board, which consists of a chairman and 3-8 other members elected in the annual general meeting.

The Board's period of office is the time between the annual general meetings.

The Board shall appoint from among its members a secretary, a treasurer and other functionaries needed.

The Board will be assembled by the chairman's calling or if at least half of the Board members demands it.

The Board has power to decide when half of its members and the chairman are together. Elections are solved by absolute majority. If the votes are equal the voice of the chairman decides, however if in elections the votes are equal the decision is made by lot.

Writing the name of the Association

The name of the Association will be written by the Board's chairman, secretary or treasurer, two together.

Financial period and audit of account

The financial year of the Association shall coincide with the calendar.

Balancing of the books with necessary documents together with the Board's annual report must be given

to auditor at least three weeks before the annual general meeting. The auditor must give his/her written statement to the Board at least two weeks before the annual general meeting.

Meetings of the Association

The annual meeting of the Association will be held between January and June. The Board decides the date. An additional meeting will be held, if the general meeting of the Association decides so, or when the Board considers it necessary, or when at least one tenth (1/10) of the true members of the Association demands it from the Board by a written claim for a certain reason. The meeting must be carried out in thirty days after the claim has been presented to the Board.

In the general meeting every true member, the honorary chairman and honorary member has one vote. A supporting member has right for staying and speaking in the general meeting.

The decision of the general meeting of the Association, if not otherwise ordered in the rules, is the opinion supported by over one half of given votes. The chairman's vote decides if the votes are equal, however if in elections the votes are equal the decision is made by lot.

Calling of the Association's meetings

The Board must call the meetings of the Association at least one month before the meeting. The call must be sent to the members by a letter, or by an e-mail to those members, who have announced their e-mail address to the Association.

Annual meeting

In the annual meeting of the Association the following issues will be handled:

- > Opening of the meeting
- > A chairman of the meeting, a secretary, two auditors of the minutes and if necessary two counters of votes will be chosen
- > Statement of legality and quorum of the meeting
- > Acceptance of the agenda of the meeting
- > Balancing of the accounts, annual report and statement of auditors will be presented
- > Confirmation of the balancing of accounts and giving discharge to the board and others in liability
- > Confirmation of plan of action, budget and membership fee
- > Choosing of the board's chairman and other members
- > Choosing of one auditor and one vice auditor
- > Handling other issues mentioned in the call of the meeting.

If the member of the Association wants an issue to be handled in the annual general meeting he/she must inform the Board in writing so early, that the issue can be included in the call of the meeting.

Changing of rules and liquidation of the Association

The decision of changing rules and dissolution of the Association must be done in the general meeting by at least three quarters (3/4) majority of given votes. In the call of the meeting changing the rules or dissolution of the Association must be mentioned.

After dissolution of the Association the capital of the Association will be used for advancement of the aim of the Association in the way the general meeting has decided. After liquidation of the Association the capital will be used for the same purpose.

Voted for at the Business Meeting, Amsterdam, Friday, Oct 2, 2015.

General Conditions

Any recognised cardiac surgeon who is actively involved with Paediatric/Congenital heart surgery is eligible to be considered for ECHSA membership.

Aim of the Association is to promote members from as many European Countries as possible (rather than as many Centres as possible). European is defined as Europe as a geographical entity.

Members from "non-European" Centres must represent the minority and preferably no more than 20% of all the ECHSA members.

For logistic reasons, there must be a maximum number of members at the association, established by the Board.

Categories of Membership

- > Full Members (referred to simply as "Members")
- > Junior Members
- > Senior Members
- > Honorary Members
- > Sponsoring Members

Full Membership

1. Requirements for eligibility and initiation of Full Membership

- > Completed training in congenital cardiac surgery, at least to the extent available in his/her country, and preferably demonstrated by completion of an official / recognized congenital heart surgery training programme / fellowship.
- > Minimum of four years of practice in congenital heart surgery after completion of training (residence and / or fellowship).
- > Personal case-load of at least 100 paediatric/congenital cases per year.
- > Significant clinical and / or scholarly contributions to the field of congenital heart surgery.
- > To be known and to be recommended for membership by at least three ECHSA full members.
- > Prospective Full Members must apply for Full Membership in letter to the President, including a brief CV, complying with eligibility requirements, 30 days prior to the semi-annual meeting, indicating three ECHSA supporting members. One supporting member at least should be from the same country. This candidacy will be passed on to the Secretary for detailed appreciation and credential confirmation.

The Board will appreciate the candidacy and the candidate will be voted at the Board, by majority.

Final acceptance will need at least 75% of favourable votes by the Full Members present at the Business Meeting.

2. Full Member responsibilities

- > Be an active participant in the scientific work of the association (presentation of abstracts including worst and best cases, participation in multi-institutional studies, and in discussions during the Associations Scientific Meetings).
- > Submit the data of operations from his institution to the Database (at least as pertaining to his own operations) on a yearly basis. Exceptions for special circumstances can be granted after specific application to the Board.
- > Participate regularly in the Annual Meeting of the Association, and particularly in the Spring Meetings.

3. Termination of Full Membership:

Full Membership will end when:

- > A Member has retired from active congenital cardiac surgical practice.
- > He/she has failed to pay membership fee for two consecutive years
- > He/she has failed to attend four consecutive ECHSA semi-annual meetings (special situations may be considered by the Board). Notice will be given beforehand.
- > He/she is systematically negligent in his above stated Member responsibilities, as judged by the Board.

A Full Member who is retiring from his/her own Institution is allowed to indicate to the Board his/her desired successor among his/her own Institution, at least six months before his/her retirement. The indicated successor, however, needs to be voted to become member with at least 75% of positive votes and will be subject to the same requirements as for a new member (except that no other supporting ECHSA members are needed).

Senior Membership

Retiring Full Members can apply to become "Senior Member". Their request ought to be addressed to the President. Upon acceptance, they will be listed in a separate list (Senior Members list). Senior Members are allowed to participate in the semi-annual meetings (including business meetings) but they have no right to vote. Senior Members are exempt from the obligation to pay annual dues. Senior Members might be called upon to advise at the Board level, on issues of their experience or expertise. They will be there "ex-officio".

Honorary Membership

The association can grant the title of Honorary Member to someone whose services to the Association or to the field of congenital heart surgery were deemed most relevant. This will be decided at the Board and voted at the General Business Assembly. Honorary Members can be invited to participate in Board meetings, "ex-officio", as well as the semi-annual meetings and Business Meetings, but having no rights to vote. Honorary Members are exempt from the obligation to pay annual dues.

Junior Membership

Each ECHSA member is allowed to recommend to the Board Junior Members from his/her own Institution. Prospective Junior Members are actively practicing congenital heart surgeons, who do not yet fulfil criteria for full membership, but exhibit a keen interest in the work of the Association (e.g. being actively involved with the data collection and multi-centric studies). They must apply for Junior Membership. It is expected that Junior Members will aspire for Full Membership.

Upon approval by the Board, Junior Members will be listed in a separate list (Junior Members list).

Junior Members are allowed to participate at the semi-annual meetings and to participate at the Business Meeting, having no right to vote.

Junior Members pay reduced annual dues, as determined by the Board, but no more than 50% of the annual dues paid by Full Members.

Supporting Membership

Supporting Membership is granted to Companies or Organizations showing interest in the Association and willing to support its goals, on a regular basis. Supporting Membership has four levels: Platinum, Gold, Silver, and Bronze, depending on their level of sponsoring and involvement in the Association. These levels are currently set as follows, and can be modified by the Board.

- > Platinum - sponsorship of 50 000 € (or more) yearly
- > Golden - Sponsorship of 25 000 € (or more) yearly
- > Silver - Sponsorship of 10 000 € (or more) yearly
- > Bronze – Sponsorship of less than 10 000 € yearly, at the discretion of the Board

Supporting Membership allows the Company the right to present scientific topics of industry research at the Association meetings, meant not to be primarily commercial, also to display commercial logos at the website and to have access to selected packages of anonymous data from the database. Privilege levels depend on support levels, as determined by the Board.

Support Membership admission or dismissal is to be decided exclusively by the Board.

Guests

Non-members, as surgeons, cardiologists, health care professionals in general, industry representatives, as well as other relevant individuals, are allowed to participate in the scientific sessions of the meeting as ECHSA Guests, namely:

- > Representatives of the Software Company running the ECHSA Database
- > Members of other Scientific Societies who are approved by the Board as ex-officio non - voting members of the ECHSA Congenital Database Committee: they are designated as ex-officio ECHSA Guests.

Guests may act as eventual local sponsors for meetings, in amounts and conditions to be determined, case-by-case, by the President, Secretary and the Treasurer, in conjunction.

ECHSA Guests are normally excluded from the Business meeting, unless authorized by the President to attend.

Any other issues, regarding Membership, not specifically addressed on these Rules for Membership are to be decided by the Board.

FULL MEMBERS

Asfour, Boulos Germany	Mattila, Ilkka Finland
Barron, David UK	Meyns, Bart Belgium
Belli, Emre France	Michielon, Guido Italy
Caffarena-Calvá, J Spain	Mishaly, David Israel
Carotti, Adriano Italy	Muthialu, Nagarajan UK
Carrel, Thierry Switzerland	Nielsen Hoel, Tom Norway
Çiçek, Sertaç Turkey	Nosal, Matej Slovakia
Cleuziou, Julie Germany	Numan Ali, Aydemir Turkey
Corno, Antonio UK	Omelchenko, Alexander Russian Federation
Di Donato, Roberto UAE	Padalino, Massimo Italy
Ebels, Tjark Netherlands	Pizarro, Christian United States
Fragata, José Portugal	Polimenakos, Anastasios United States
François, Katrien Belgium	Poncelet, Alain Belgium
Galletti, Lorenzo Italy	Pozzi, Marco Italy
Gaynor, William USA	Prêtre, René Switzerland
Ghez, Oliver United Kingdom	Rega, Philip Belgium
Haponiuk, Ireneusz Poland	Rubay, Jean Belgium
Hazekamp, Mark Netherlands	Salminen, Jukka Finland
Helvind, Morten Denmark	Sano, Shunji Japan
Hörer, Jürgen Germany	Sarris, George Greece
Hraska, Viktor Germany	Sojak, Vlado Netherlands
Ilyin, Vladimir Russia	Speggiorin, Simone United Kingdom
Jacobs, Jeffrey United States of America	St. Louis, James United States
Kadner, Alexander Switzerland	Stellin, Giovanni Italy
Kalfa, David United States of America	Tchervenkov, Christo Canada
Kansy, Andrzej Warsaw, Poland	Tlaskal, Tomas Czech Republic
Kostolny, Martin United Kingdom	Urban, Andreas E. France
Kreitmann, Bernard France	Van Doorn, Carin UK
Lacour-Gayet, François USA	Veshti, Altin Italy
Lazarov, Stojan Bulgaria	Vida, Vladimiro Italy
Lo Rito, Mauro Italy	Vricella, Lucca United States
Lotto, Attilio United Kingdom	Yemets, Illya Ukraine
Lyubomudrov, Vadim Kuwait	Zhang, Halbo China
Mair, Rudolf Austria	Ziemer, Gerhard United States
Maruszewski, Bohdan Poland	

JUNIOR MEMBERS

- Arrigoni, Sara C.** | Netherlands
González-Rocafort, Alvaro | Spain
Hakim, Nicolas | Greece
Kornoukhov, Oleg | Russia
Mykychak, Yaroslav | Ukraine
Protopapas, Eleftherios M. | Greece
Quarti, Andrea | Italy
Zografos, Panayotis | Greece

SENIOR MEMBERS

- Berggren, Håkan** | Sweden
Daenen, Willem | Belgium
Di Carlo, Duccio | Italy
Lindberg, Harald L. | Norway
Martin, Elliott | United Kingdom
Metras, Dominique | France
Wood, Alfred E. | United Kingdom

HONORARY MEMBERS

- Anderson, Robert** | United Kingdom
Backer, Carl | United States
Castaneda, Aldo R. | United States
Jacobs, Marshall Lewis | United States
Maruszewski, Bohdan | Poland
Sairanen, Heikki | Finland
Stellin, Giovanni | Italy
Urban, Andreas E. | France
Ziemer, Gerhard | United States

Venue

Grande Real Villa Italia Hotel

Rua Frei Nicolau de Oliveira, 100

2750-319 Cascais – Portugal

Phone: (+351) 210 966 000

Fax: (+351) 210 966 001

Email: realvillaitalia@hoteisreal.com



Get ready for a new and exclusive experience in the former Royal residence.

The Grande Real Villa Itália Hotel faces the beaches of the City of Lisbon and 30km from the city centre. The perfect haven for an unforgettable stay. Within an environment where the classical and the contemporary blend into a single scenery, the Grande Real Villa Itália Hotel derives from the recovery of the former residences of the last King of Italy - Humberto II.

With a total of 124 rooms comprising sophisticated suites and family Penthouses, the Grande Real Villa Itália Hotel offers you superb cuisine in the La Terraza Restaurant & Bar and Belvedere Ristorante, prepared by the well known Chef Paulo Pinto.

Allow yourself to be tempted by a charming story in the reading room and develop new projects in our conference centre where daylight and sea views are commanding features.

Enjoy an unforgettable stay, discover the secrets of the Royal residence and bring royalty into your history.

Registration

The Registration Desk for the ECHSA Annual Meeting 2018 will be located at the Duque D'Aosta Loggia Hall and will be open during the following hours:

Thursday, May 31st **14:00 - 18:00**

Friday, June 1st **07:45 - 18:45**

Saturday, June 2nd **07:30 - 12:30**

Pre-registered attendees can print their badges at the self check-in station located at the foyer of the Duque D'Aosta de Loggia Hall.

Onsite Registration Fees

Registration Category	Full Registration	Single Day
ECHSA Members*	Complimentary	Complimentary
Non-ECHSA Members specialist physicians	€300	€150
Non-ECHSA Members Resident/ Fellow physicians	€150	€75
Students	€50	€25
Nurses	€50	€25

Fees are quoted in Euro (EUR) per person. Payments in other currencies will not be accepted.

All Registration Categories include: • Access to the sessions • Access to the exhibition hall • Coffee breaks, light lunches, snacks and refreshments as indicated in the programme • The Meeting bag (including the final programme and all documentation in relation to the Meeting)

**Registration for ECHSA Members is free, provided their Membership is in good standing.*

Delegate Badges

Your personal badge is your passport to the scientific sessions and exhibition. For security purposes, delegate badges must be worn at all times.

Evaluation

The Certificates of Attendance will be sent after the conference by e-mail. You are kindly requested to fill in the Online Meeting Evaluation Form either at the designated computer at the Registration Area, or by using the Official Mobile App.

Certificate of Attendance

All registered delegates are entitled to an e-Certificate of Attendance. E-certificates will be sent out after the Conference via email to all delegates who have completed the e-evaluation form.

Exhibition

The ECHSA Annual Meeting 2018 Exhibition will be held in the Exhibition Area, and will be open during the following hours:

Thursday, May 31 st	14:00 - 18:00
Friday, June 1 st	07:45 - 18:45
Saturday, June 2 nd	07:30 - 12:30

Coffee Breaks & Light Lunches

Coffee Breaks & Light Lunches will be held at the Exhibition Area. The exact times can be found in the detailed Programme.

Language

The official language of the Meeting is English.

WI-FI Internet Access

Free wireless internet connection will be available in all public areas of the venue.
Network: **GRVICLTS** | Password: **grvitalia2007e**.

Parking

The Grande Real Villa Italia Hotel has free car parking for all the guests accommodated in the Hotel. For non-guests, there is a maximum fee of € 7,00 per day.

Security

There is a 24-hour security service for all the hotel's areas.
While every reasonable precaution is taken, ECHSA, PCO CONVIN or GRANDE REAL VILLA ITALIA HOTEL, accepts no responsibility for any loss or damage, which may occur to persons or property at the exhibition due to any cause.

Visitors

Only registered visitors will be allowed at the exhibition area. The Meeting Organisers are entitled to carry out appropriate checks at the entrance and to refuse entry to visitors without the appropriate badge.

Download the Official ECHSA 2018 Annual Meeting Mobile App

Installation Instructions



Android devices

Option 1: Use your device to scan the following image:
(QR-Code_Android)

Option 2: Search for **The Event App by EventsAIR** on Play Store

When you are prompted for a code upon launching the App, insert **echsa2018**



iOS devices

Option 1: Use your device to scan the following image:
(QR-Code_iOS)

Option 2: Search for **The Event App by EventsAIR** on App Store

When you are prompted for a code upon launching the App, insert **echsa2018**



Disclaimer

The Organising Secretariat have taken all reasonable care in making arrangements for the Meeting. In the event of unforeseen disruptions, neither ECHSA nor their agents can be held responsible for any losses or damages incurred by delegates. The programme is correct at the time of printing, but organizers reserve the right to alter the programme if and when deemed necessary. The Organising Secretariat act as agents only in securing hotels, transport and travel services, and shall in no event be liable for acts or omissions in the event of injury, damage, loss, accidental delay or irregularity of any kind whatsoever during arrangements organised through contractors or by the employees of such contractors. Hotel and transportation services are subject to the terms and conditions under which they are offered to the general public. Delegates should make their own arrangements with respect to personal insurance. The Organising Secretariat reserve the right to make changes as and when deemed necessary without prior notice to the parties concerned.

Disclosures

According to the policy of UEMS, all speakers/presenters (invited and free papers) must state a potential bias relevant to the topic of the accredited programme/presentation. Such bias must be disclosed at the beginning of the slide or video presentation.

Speakers Preview Desk

The Speakers Preview Desk will be at the entrance of Principe de Saboia where presentations will take place. According to ECHSA traditions, all presentations will be available online to ECHSA members, unless the presenter specifically forbids it.

Oral Presentations

The oral presentation session format aims to provide an opportunity to present and discuss the relevant scientific information and to allow sufficient time for discussion. Presenters are required to prepare a 10-minute PowerPoint presentation. After each presentation, there is an opportunity for 5 minutes of discussion.

Abstract Presentation Sessions:	Session 2, Friday June 1st,	14:00-15:30
	Session 4, Saturday June 2nd,	08:15-09:15

Case Presentations

The Best & Worst Case Presentations session format aims to provide an opportunity to present and discuss challenging clinical cases. Presenters are required to prepare a 6-minute PowerPoint presentation. After each presentation, there is an opportunity for 6 minutes of discussion.

Case Presentation Session:	Session 5, Saturday June 2nd,	09:15-10:30
-----------------------------------	--------------------------------------	-------------

Video Presentations

Each presenter will be offered 10 minutes in total in order to introduce the case to be presented in the video, and make comments during the video projection. A 10-minute discussion will follow.

Video Presentation Session:	Session 3, Friday June 1st,	16:30-17:30
------------------------------------	------------------------------------	-------------

Poster & Presentation

Posters will be displayed in the Exhibition Area.

Poster Presentation Instructions

The poster session format aims to improve the opportunity for discussion of each poster. Posters will be mounted on the boards available in the designated Poster Area. All poster boards will be labeled, according to the relevant poster numbers. The Organising Secretariat will be equipped with tape for the mounting of posters. Each abstract presenter will have the opportunity to summarise his/her main findings in 2-3 minutes using his/her poster to illustrate this. Poster presenters should then be available to answer questions about their poster in a discussion coordinated by the Chairs at the end of the session.

Mounting Date & Time:	Thursday May 31 st	14:00-17:30
----------------------------------	-------------------------------	-------------

Dismounting Date & Time:	Saturday June 2 nd	12:00-14:00
-------------------------------------	-------------------------------	-------------

Poster Dimensions:	Vertical A0 (120cm x 84cm)
---------------------------	----------------------------

About Cascais

Cascais is a delightful Portuguese fishing town, and is the Lisbon coast's most popular holiday destination. The town is situated on a beautiful coastline, and during the summer it is a bustling resort, with a buzzing holiday atmosphere.

Historically, Cascais was a minor fishing village, until King Luís I (1838 - 1889) choose it as his royal summer retreat. Trailing the Portuguese nobility were the high society of Portugal, who in turn constructed lavish villas, ornate mansions and exquisite gardens. Today, Cascais is an elegant fusion of decorative 19th-century architecture, traditional Portuguese charm and outstanding tourist facilities, which together creates a magnificent holiday destination.

Climate

Cascais has long hot summers, pleasant spring and autumn seasons, and mild but possibly wet winters. The weather is suitable for spending time on the beach from mid-May until the end of September. The sea temperature of Cascais is always chilly, even in the summer when the water temperature only reaches 21C.

Electricity

In Portugal, the standard voltage is 230 V and the frequency is 50 Hz. You can use your electric appliances in Portugal, if the standard voltage in your country is in between 220 - 240 V (as is in the UK, Europe, Australia and most of Asia and Africa). The power sockets are of type F ("Schuko"). This socket also works with plug C and plug E.

Emergency numbers

In Portugal, the free of charge phone number for emergency medical service is the Europe wide **112** (emergency telephone number). When someone dials "1-1-2", the call is directed to a PSP Police dispatch center.

Currency

The official currency in Portugal is Euro (EUR, €).





The ECHSA 2018 Annual Meeting, Lisbon, Portugal, 01/06/2018-02/06/2018 has been accredited by the European Accreditation Council for Continuing Medical Education (EACCME®) with **11 European CME credits (ECMEC®s)**. Each medical specialist should claim only those hours of credit that he/she actually spent in the educational activity.

Through an agreement between the Union Européenne des Médecins Spécialistes and the American Medical Association, physicians may convert EACCME® credits to an equivalent number of AMA PRA Category 1 Credits™. Information on the process to convert EACCME® credit to AMA credit can be found at www.ama-assn.org/education/earn-credit-participation-international-activities.

Live educational activities, occurring outside of Canada, recognised by the UEMS-EACCME® for ECMEC®s are deemed to be Accredited Group Learning Activities (Section 1) as defined by the Maintenance of Certification Program of the Royal College of Physicians and Surgeons of Canada.

Thursday May 31st, 2018

14:00 - 18:00	On-site Registration	Exhibition Area
15:00 - 16:15	Satellite Symposium Update on Pediatric Vad Support - Part I	Principe de Savoia
16:15 - 16:30	Break	Exhibition Area
16:30 - 17:30	Satellite Symposium Update on Pediatric Vad Support - Part II	Principe de Savoia


Friday June 1st, 2018

07:45 - 18:45	On-site Registration	Exhibition Area
08:20 - 08:30	Opening Ceremony	Principe de Savoia
08:30 - 10:00	Session 1: Abstract Presentations	Principe de Savoia
10:00 - 10:30	Honorary Fontan Lecture	Principe de Savoia
10:30 - 11:00	Coffee & Exhibitors and Poster	Exhibition Area
11:00 - 12:30	Session: Fetal interventions and the fate of LVOTO – State of art	Principe de Savoia
12:30 - 13:45	Lunch Break Hands - On Ross Symposium	Sicilias Hall
13:45 - 14:00	Sponsored Symposium: Industry Innovation	Principe de Savoia
14:00 - 15:30	Session 2: Abstract Presentations	Principe de Savoia
15:30 - 16:00	Invited Lecture	Principe de Savoia
16:00 - 16:30	Coffee & Exhibitors and Poster visiting	Exhibition Area
16:30 - 17:30	Session 3: Surgical Videos	Principe de Savoia
17:30 - 18:45	Session: Database and Registries	Principe de Savoia

Saturday June 2nd, 2018

07:30 - 12:30	On-site Registration	Exhibition Area
08:15 - 09:15	Session 4: Abstract Presentations	Principe de Savoia
09:15 - 10:30	Session 5: Best & Worst Case Presentations	Principe de Savoia
10:30 - 11:00	Coffee & Exhibitors and Poster visiting	Exhibition Area
11:00 - 11:30	Special Guest Lecture	Principe de Savoia
11:30 - 12:00	Research Report	Principe de Savoia
12:00 - 12:30	ECHSA Presidential Address	Principe de Savoia
12:30 - 14:00	Business Session	Principe de Savoia

- Antonio Amodeo** Ospedale Pediatrico Bambino Gesù, Italy
- Robert Anderson** University College London, UK (Professor Emeritus)
- Rui Anjos** Hospital Santa Cruz Lisbon, Portugal
- José C. Areias** São João Hospital Centre, Porto, Portugal
- Carl L. Backer** Ann & Robert H. Lurie Children's Hospital of Chicago, Chicago, IL, USA, President of Congenital Heart Surgeons Society (CHSS)
- Sertaç Çiçek** Anadolu Medical Center, Turkey
- Julie Cleuziou** German Heart Centre Munich, Munich, Germany
- Pedro del Nido** Boston Children's Hospital, Boston, MA, United States
- Fabrizio De Rita** Newcastle upon Tyne, UK
- Roberto Di Donato** Al Jalila Children's Specialty Hospital, United Arab Emirates
- Sylvie Di Filippo** Claude Bernard University Lyon-1, France
- Tjark Ebels** University Medical Center Groningen, Groningen, The Netherlands
- José Fragata** President of the European Congenital Heart Surgeons Association (ECHSA)
- Isabel Freitas** Hospital Santa Marta Lisbon, Portugal
- Morten Helvind** Rigshospitalet Copenhagen, Denmark
- Michael Hubler** University of Zurich, Switzerland
- Jeffrey P. Jacobs** Johns Hopkins All Children's Hospital and Florida Hospital for Children, St. Petersburg, FL, United States
- Alexander Kadner** University Hospital Bern, Switzerland
- Oleg Kornoukhov** Filatov Children's Hospital Russian Federation, Moscow, Russia
- Stojan Lazarov** National Heart Hospital, Sofia, Bulgaria
- Harald Lindberg** Rikshospitalet University Hospital, Oslo, Norway
- Mauro Lo Rito** IRCCS Policlinico San Donato, Milan, Italy
- Attilio Lotto** Alder Hey Children's Charity, Liverpool, United Kingdom
- Rudolf Mair** Kepler University Hospital, Linz, Austria
- Ilkka Mattila** University of Helsinki, Finland
- Bart Meyns** UZ Gasthuisberg Leuven, Leuven, Belgium
- Ares Menon** Deutsches Herzzentrum, Germany
- Bohdan Maruszewski** The Children's Memorial Health Institute, Warsaw, Poland
- Ilkka Mattila** University of Helsinki, Finland
- Roxane McKay** Data Manager, Mayo Clinic, Rochester, MN, United States
- Guido Michielon** Royal Brompton Hospital, United Kingdom
- Kristen Nelson** Johns Hopkins University, USA
- Tom Nielsen Hoel** Rikshospitalet University Hospital, Oslo, Norway
- Joachim Photiadis** Deutsches Herzzentrum, Germany
- Fátima Pinto** Hospital Santa Marta, Lisbon, Portugal
- Anastasios Polimenakos** The Heart Center for Congenital Heart Disease Children's Hospital of Georgia, Augusta, United States
- Alain Poncelet** Université Catholique de Louvain, Brussels, Belgium
- Heikki Sairanen** Hospital for Children and Adolescents, Helsinki, Finland
- Jukka Salminen** University of Helsinki, Finland
- George Sarris** Athens Heart Surgery Institute & Iaso Children's Hospital, Athens, Greece
- Giovanni Stellin** University of Padova, Italy
- Conceição Trigo** Hospital Santa Marta, Lisbon, Portugal
- Gerald Tulzer** Kepler University Hospital, Linz, Austria
- Vladimiro Vida** University of Padova, Italy
- Luca Vricella** Johns Hopkins University, USA
- Illya Yemets** Ukrainian Childrens Cardiac Center, Kyiv, Ukraine



Scientific Programme



DAY 1 | Thursday | May 31, 2018

15:00-16:15  **Hall: Principe de Savoia**



Satellite Symposium: Update on Pediatric Vad Support - Where we are and are we headed to

Part I

Chairs: **Luca Vricella** | Johns Hopkins University, USA
Conceição Trigo | Hospital Santa Marta, Lisbon, Portugal

The Interplay between inflammation and Anticoagulation
Kristen Nelson | Johns Hopkins University, USA

Para-Corporeal devices: surgical perspective
Joachim Photiadis | Deutsches Herzzentrum, Germany

The Berlin Heart: A World Perspective
Ares Menon | Deutsches Herzzentrum, Germany

Challenges in Pediatric Intracorporeal Support
Luca Vricella | Johns Hopkins University, USA

16:15 - 16:30  **Hall: Exhibition Area**



Break

16:30 - 17:30  **Hall: Principe de Savoia**



Satellite Symposium: Update on Pediatric Vad Support - Where we are and are we headed to

Part II

Chairs: **Antonio Amodeo** | Ospedale Pediatrico Bambino Gesù, Italy
Ilkka Mattila | University of Helsinki, Finland

Implantable ventricular assist devices in children
Michael Hubler | University of Zurich, Switzerland

Mechanical support in the failing univentricular heart
Fabrizio De Rita | Newcastle upon Tyne, UK

TAH in pediatric patients
Carl Backer | Ann & Robert H. Lurie Children's Hospital of Chicago, Chicago, IL, USA

New devices... and a glimpse into the future
Antonio Amodeo | Ospedale Pediatrico Bambino Gesù, Italy

07:45 - 18:45  Hall: **Exhibition Area** 

On-site Registration

08:20 - 08:30  Hall: **Principe de Savoia** 

Opening Ceremony

José Fragata | President of the European Congenital Heart Surgeons Association

08:30-10:00  Hall: **Principe de Savoia** 

Session 1: Abstract Presentations

Chairs: **Sertaç Çiçek** | Anadolu Medical Center, Turkey
Morten Helvind | Rigshospitalet Copenhagen, Denmark

- OP1** Tetralogy of Fallot: a morphometric analysis of the pulmonary valve and right ventricle outflow tract
Alvise Guariento, Vladimiro Vida, Annalisa Angelini, Carla Frescura, **Giovanni Stellin**, Stephen Sanders | Padova, Italy
- OP2** Current trends and usage of homograft's in congenital paediatric cardiac surgery in the UK
Charlene Tennyson, Ram Dhannapuneni, Rafael Guerrero, **Attilio Lotto** | Liverpool, United Kingdom
- OP3** A novel restorative pulmonary valved conduit – first in man implantation
Tomasz Mroczek, Julita Sacharczuk, Elżbieta Wojcik, Aleksandra Morka, Magdalena Czerzynska, Oleg Svanidze, Martijn Cox, Janusz Skalski | Krakow, Poland
- OP4** Challenges in surgical repair of transitional A-V canal. A 20 year experience
Panagiotis M. Zografos, Nikolaos I. Hakim, **Eleftherios M. Protopapas**, Prodromos Zavaropoulos, Chrysanthos Alexopoulos, Georgios Kyrvasillis, George E. Sarris | Athens, Greece
- OP5** Outcome of congenital heart disease surgery in China: a single center compared to Europe
Dandong Luo, Jian Zhuang, Jimei Chen | Guangzhou, China
- OP6** 10 years of experience from a single center, of TAPVDs repair. The comparison of Normothermia to DHCA.
Spiros Loggos, Giuseppe Pelella, Hyla Peens-Hough, Charlene Tennyson, **Attilio Lotto**, Ram Dhannapuneni, Rafael Guerrero | Liverpool, United Kingdom

10:00 - 10:30  Hall: **Principe de Savoia** 

Honorary Fontan Lecture

Introduction:

Harald Lindberg | Rikshospitalet University Hospital, Oslo, Norway
Roberto Di Donato | Al Jalila Children's Specialty Hospital, United Arab Emirates

Anatomic substrates for the Fontan procedure

Robert Anderson | University College London, UK (Professor Emeritus)

10:30 - 11:00  Hall: **Exhibition Area**  

Coffee ☕ Exhibitors and Poster visiting

DAY 2 | Friday | June 1, 2018

11:00 - 12:30 **Hall: Principe de Savoia**

Session: Fetal interventions and the fate of LVOTO – State of art

Chairs: **Illya Yemets** | Ukrainian Childrens Cardiac Center, Kyiv, Ukraine
Isabel Freitas | LHospital Santa Marta Lisbon, Portugal

Physiology of LVOTO in the fetus

José C. Areias | São João Hospital Centre, Porto, Portugal

Echo diagnosis

Sylvie Di Filippo | Claude Bernard University Lyon-1, France

Fetal interventions

Gerald Tulzer | Kepler University Hospital, Linz, Austria

Fetal interventions bridging to surgery

Rudolf Mair | Kepler University Hospital, Linz, Austria

12:30-13:45 **Hall: Sicilias Hall**

Lunch Symposium

(sponsored session, see page 31)

13:45-14:00 **Hall: Principe de Savoia**

Sponsored Symposium

(sponsored session, see page 31)

14:00 - 15:30 **Hall: Principe de Savoia**

Session 2: Abstract Presentations

Chairs: **Tjark Ebels** | University Medical Center Groningen, Groningen, The Netherlands
Julie Cleuziou | German Heart Centre Munich, Munich, Germany

OP7 Standardized Approach To Intervention For Intestinal Malrotation In Single Ventricle Patients With Heterotaxy Syndrome: Impact On Interstage Attrition And Time To Superior Cavopulmonary Connection
Anastasios C. Polimenakos, Brendan Shafer, Lauren Mathis, Vinayak Kamath | Augusta, USA

OP8 Surgical Treatment of Persistent Truncus Arteriosus in Newborn and Infant
Sun Shanquan, Wang Qingyuan, Huang Jingsi, Rao Jiao, Liu Qin, Xun Weibin, Kong Juanjuan, Zou Peng, Li Hong | Guangzhou, China

OP9 Is perfusion necessary for surgical repair of coarctation with moderate aortic arch hypoplasia in newborns and infants?
 Vladimir Ilyin, **Oleg Kornoukhov**, Maria Belyaeva, Jury Kornoukhov | Moscow, Russian Federation

OP10 Prevalence of Palliative operations for CHD in Europe. Data from Greece and the ECHSA database
Eleftherios Protopapas, Panayiotis Zografos, Nicolas Hakim, Prodromos Zavaropoulos, Chrysanthos Alexopoulos, George Sarris | Athens, Greece

OP11 Risk perception of mothers and fathers of children undergoing heart surgery: A quantitative longitudinal analysis
Attilio Lotto, Hyla Peens-Hough, Rafael Guerrero, Ram Dhannapuneni, Robyn Lotto | Liverpool, United Kingdom

OP12 Comprehensive Valve Program in Patients with Congenital Heart disease Undergoing Re-entry Right Ventricular Outflow Tract Intervention in the Transcatheter Era: Review of Outcomes and Cost Analysis
 Joshua Kalish, Lauren Mathis, Brendan Shafer, Zahid Amin, **Anastasios C. Polimenakos** | Augusta, USA

15:30 - 16:00  **Hall: Principe de Savoia** 

Invited Lecture

Chair: **José Fragata** | President of the European Congenital Heart Surgeons Association
Fátima Pinto | Hospital Santa Marta, Lisbon, Portugal

The Fontan Conversion – The Chicago Connection

Carl L. Backer | President of Congenital Heart Surgeons Society (CHSS)

16:00 - 16:30  **Hall: Exhibition Area**  

Coffee ☕ Exhibitors and Poster visiting

16:30 - 17:30  **Hall: Queen's Hall** 

Session 3: Surgical Videos

Chair: **Jukka Salminen** | University of Helsinki, Finland

Anastasios Polimenakos | The Heart Center for Congenital Heart Disease Children's Hospital of Georgia, Augusta, United States

VP01 Bicuspid Aortic Valve Repair in Children Using Geometric Ring Annuloplasty
Joseph Turek, Judson Williams, Chad Hughes | Durham, USA

VP02 Sutureless Surgical Correction for Primary Pulmonary Vein Stenosis
Renjie Hu, Xiaofeng Yu, Xinrong Liu, Wei Dong, Haibo Zhang | Shanghai, China

VP03 Right ventricle tumor excision in an infant
Olga Borodinova, Yaroslav Mykychak, Oleksandr Teterin, **Illya Yemets** | Kyiv, Ukraine

17:30 - 18:45  **Hall: Principe de Savoia** 

Session: Database and Registries

Chairs: **Tjark Ebels** | University Medical Center Groningen, Groningen, The Netherlands
Bohdan Maruszewski | The Children's Memorial Health Institute, Warsaw, Poland

ECHSA Database

Tjark Ebels | University Medical Centre Groningen, Netherlands

Bohdan Maruszewski | The Children's Memorial Health Institute, Warsaw, Poland

The Role of Codification

Roxane McKay | Data Manager, Mayo Clinic, Rochester, MN, United States

STS Congenital Heart Surgery Database: Update, Ongoing Initiatives, Risk Adjustment, and Public Reporting

Jeffrey P. Jacobs | Johns Hopkins All Children's Hospital and Florida Hospital for Children, St. Petersburg, FL, United States

DAY 3 | Saturday | June 2, 2018

07:30 - 12:30  **Hall: Exhibition Area** 

On-site Registration

08:15-09:15  **Hall: Principe de Savoia** 

Session 4: Abstract Presentations

Chair: **Tom Nielsen Hoel** | Rikshospitalet University Hospital, Oslo, Norway
Alexander Kadner | University Hospital Bern, Switzerland

- OP13** Current Application of Patient Specific 3D Printing in Complex Congenital Heart Disease
Hyla Peens-Hough, Charlene Tennyson, Spiros Loggos, Giuseppe Pellele, Ram Dhannapuneni, **Attilio Lotto**, Rafael Guerrero | Liverpool, United Kingdom
- OP14** Mixed Reality Holograms in Congenital Heart Surgery
Henrik Brun, **Tom Nilsen Hoel**, Kjell Saatvedt, Sigurd Birkeland, Kathrine Suther, Robin Bugge, Rahul Prasanna Kumar, Ole Jakob Elle | Oslo, Norway
- OP15** Luminal narrowing of anomalous aortic coronary arteries origin: a parametric structural finite element analysis.
Mauro Lo Rito, Giovanni M. Formato, Ferdinando Auricchio, Alessandro Frigiola, Michele Conti | Milan, Italy
- OP16** Introduction of minimally invasive atrial septal defect repair and its impact on training
Yaroslav Mykychak, Andrii Pavlenko, Dmytro Kryvolap, Vita Latai, Yuliia Shulina, Kostiantyn Krykunov, Yaroslav Ivanov, Bohdan Serdenko, Illya Yemets | Kyiv, Ukraine

09:15-10:30  **Hall: Principe de Savoia** 

Session 5: Best & Worst Case Presentations

Chair: **Ilkka Mattila** | University of Helsinki, Finland
Mauro Lo Rito | IRCCS Policlinico San Donato, Milan, Italy

- CR01** A rare case of right coronary artery origin from the pulmonary artery in six year old boy diagnosed accidentally
Joanna Śliwka, Marcin Garbacz, Arkadiusz Wierzyk, Jarosław Rycaj, Adam Grzybowski, Szymon Pawlak | Zabrze, Poland
- CR02** Left main coronary artery ostium atresia and aortic stenosis in a 35-day-old child
Olga Borodinova, Yaroslav Mykychak, **Illya Yemets** | Kyiv, Ukraine
- CR03** We shall never give up. Stormy bridging to Transplant
Manuela Silva, Carolina Rodrigues, Rui Cerejo, Isabel Fragata, Conceição Trigo, Rui Rodrigues, Isabel Fragata, Fátima Pinto, José Fragata | Lisbon, Portugal
- CR04** We report on a case of complete AVSD with dilated cardiomyopathy who underwent successful primary repair with elective transition to ECMO
Guido Michielon, Piers Daubeney, Aoife Cleary, Duncan Macrae, Ajay Desai, Alain Fraisse | London, United Kingdom

CR05 Tamponade on a premature newborn due to a large intrapericardial immature teratoma.
Spiros Loggos, Giuseppe Pelella, Charlene Tennyson, Hyla Peens-Hough, Robert Johnson, Attilio Lotto, Ram Dhannapuneni, Rafael Guerrero | Liverpool, United Kingdom

CR06 Surgical treatment of bronchial stenosis caused by a vascular ring involving the left aortic arch and right descending aorta: A case study
JingSi Huang, Hui Fang Lin, Jiao Rao, Shan Quan Sun | Guangzhou, China*

10:30 - 11:00  **Hall: Exhibition Area**



Coffee ☕ Exhibitors and Poster visiting

11:00 - 11:30  **Hall: Principe de Savoia**



Special Guest Lecture

Chair: **Giovanni Stellin** | University of Padova, Italy
Rui Anjos | Hospital Santa Cruz Lisbon, Portugal

Congenital AV Valve Dysfunction: Perspectives on Surgical Strategy
Pedro del Nido | Boston Children's Hospital, Boston, MA, United States*

11:30 - 12:00  **Hall: Principe de Savoia**



Research Report

Chair: **Vladimiro Vida** | University of Padova, Italy
George Sarris | Athens Heart Surgery Institute & Iaso Children's Hospital, Athens, Greece*

12:00 - 12:30  **Hall: Principe de Savoia**



ECHSA Presidential Address

Introduction:

George Sarris | Athens Heart Surgery Institute & Iaso Children's Hospital, Athens, Greece
Heikki Sairanen | Hospital for Children and Adolescents, Helsinki, Finland

The 100 year life - from retirement recreation to the re-creation of careers as congenital heart surgeons
José Fragata | President of the European Congenital Heart Surgeons Association

12:30 - 14:00  **Hall: Principe de Savoia**



Business Session

- P1** The Role of the Bilateral Pulmonary Artery Banding in the Small Left Ventricle
Neslim Galvez, Filip Rega, Marc Gewillig, Bart Meyns | Leuven, Belgium
- P2** Right Ventricle to Pulmonary Artery Conduit experience and medium term outcomes
Rui Cerejo, Carolina Rodrigues, Manuela Silva, Rui Rodrigues, Isabel Fragata, Fatima Pinto, Jose Fragata | Lisbon, Portugal
- P3** Surgical treatment for neonates total anomalous pulmonary venous connection in 59 cases
Shanquan Sun, Jingsi Huang | Guangzhou, China
- P4** Modified Potts shunt for pediatric idiopathic pulmonary arterial hypertension: A retrospective single center study
Timmy Wing Kuk Au, Nicholson Yam, Barnabe Antonio Rocha, Inderjeet Bhatia, Xin Li | Pokfulam, Hong Kong
- P5** 10 years follow up of patients with repaired Aortic Coarctation
Nicolas Hakim, Panayiotis Zografos, **Eleftherios Protopapas**, Prodromos Zavaropoulos, Chrysanthos Alexopoulos, George Sarris | Athens, Greece
- P6** Large inflammatory myofibroblastoma , causing SVC compression in a neonate. A case report
Spiros Loggos, Sian Chivers, Guisepppe Pellele, James Hayden, Shauq Arjamand, Attilio Lotto, Ram Dhannapuneni, Rafael Guerrero | Liverpool, United Kingdom
- P7** Aortic intraluminal mass with dystrophic calcification and coagulative necrosis, resembling CoA. A case report
Spiros Loggos, Giuseppe Pelella, Hyla Peens-Hough, Charlene Tennyson, **Attilio Lotto**, Ram Dhannapuneni, Rafael Guerrero | Liverpool, United Kingdom

12:30 - 13:45  Hall: **Sicilias Hall**



Lunch Break

Hands - On Ross Symposium: Come and learn from experts how to do a Ross



Chair: **Bart Meyns** | UZ Gasthuisberg Leuven, Leuven, Belgium
Attilio Lotto | Alder Hey Children's Charity, Liverpool, United Kingdom
Guido Michielon | Royal Brompton Hospital, United Kingdom
Alain Poncelet | Université Catholique de Louvain, Brussels, Belgium
Rudolf Mair | Kepler University Hospital, Linz, Austria



Sponsored by **Abbott**

Objectives:

Learn from experts and personally train surgical techniques and pitfalls for the Ross using animal hearts

13:45 - 14:00  Hall: **Principe de Saboia**



Sponsored Symposium: Industry Innovation

Chairs: **Stojan Lazarov** | National Heart Hospital, Sofia, Bulgaria
Oleg Kornoukhov | Filatov Children's Hospital Russian Federation, Moscow, Russia

Sponsored by **XELTIS**

Welcome Cocktail

Thursday, May 31 | 18:30-20:30

Venue: Grande Real Villa Italia Hotel

Dress code: Smart casual

Complimentary to all registered attendees

The Welcome Cocktail will take place at the terrace of the Grande Real Villa Italia Hotel. Looking out over the sea, in perfect chilled out serenity, we invite to begin this year's meeting with an innovative cocktail, while networking with other attendees and listen to the melodic songs of "Tuna de Lisboa" choir.



Presidential dinner

Friday, June 1st | 19:30-23:30

Venue: Palácio de Seteais

Dress code: Formal

Cost per person: €120

Pre-booking required

ECHSA's Presidential Dinner will be held in Sintra, at Palácio de Seteais, a magnificent XVIII century palace, nowadays a fine luxury hotel. This formal dinner is taking place at a very special place, where art, mystic sceneries and the beauty of Sintra - a UNESCO world heritage- join together to welcome and pamper you.

Bus transportation will be provided.



Boat excursion @ getting together dinner

Saturday, June 2nd | 16:00-23:00

Dress code: Casual

Cost per person: €150

Pre-booking required

Boat Excursion – Cascais to Lisbon

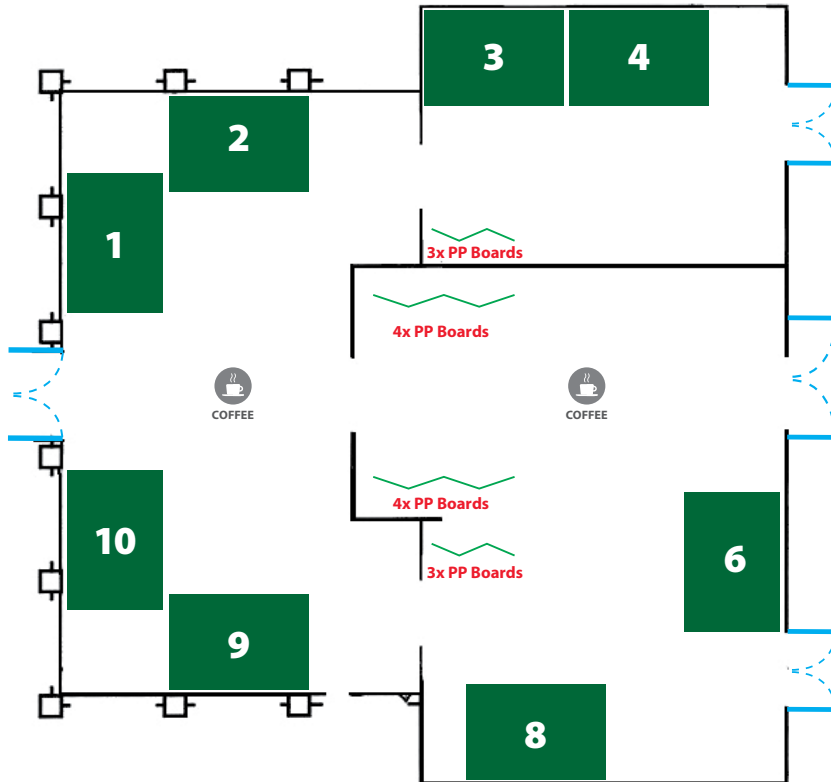
Embark on this sea @ river 3 hours boat trip on-board Évora, a charming "deco" 1930 motor ship. A unique opportunity to see Cascais and Lisbon water fronts while you taste fine wines and listen to historical narratives from the Portuguese navigation era.

ECHSA getting together dinner

Following your boat excursion, disembark in Lisbon's river front for a wonderful dinner on the terrace of the historical Centro Cultural de Belém. Taste the world renown typical Portuguese food and spirits, while enjoying friends company and listening to Portuguese music. In the mean time, watch Tagus river and the unique sunset colours of Lisbon.

Bus transportation will be provided.





Stands

No1	LIVANOVA
No2	JOTEC
No3	ADMENDUS
No4	AUTOTISSUE

Stands

No6	ECHSA CONGENITAL DATABASE
No8	EDWARDS LIFESCIENCES
No9	ABBOTT
No10	MEDTRONIC

Sponsors Acknowledgement

ECHSA
Meeting 2018
Annual

Regular ECHSA Sponsors



ECHSA Annual Meeting Sponsors & Exhibitors

Gold Sponsors



Silver Sponsors



Bronze Sponsors



Sponsors



Exhibitors





Abbott | www.abbott.com

Under the pioneering leadership of Dr. Abbott, our company was among the founders of the scientific practice of pharmacy, expanding its business to meet rising global health needs by championing new areas of medical research. By continually entering new areas—both scientific and geographic—we've established a now long-standing tradition of helping people live healthier lives around the world.

We're dedicated to fulfilling the promise of human potential, in all places, in all aspects and stages of life. We believe that health is the key to that promise. Because at our healthiest, we're capable of achieving anything. And that's why our pursuit of helping people achieve their best health at every life stage will never end. This is how we put that belief into practice each and every day.



Actelion Pharmaceuticals Portugal, Lda | www.actelion.com

Actelion is part of the Johnson & Johnson Family of Companies. We are leaders in the science and medicine of pulmonary arterial hypertension (PAH), with over 15 years of experience in this devastating cardiovascular disorder. Our understanding of the complex pathways and molecular mechanisms of this disease has enabled the development of tailored medicines that can make a real difference to patient outcomes. Actelion's mission is to treat more patients with groundbreaking therapies. With our portfolio of innovative medicines, we are serving increasing numbers of patients in countries throughout the world.



Admedus | www.admedus.com

Admedus is a medical technologies company delivering clinically superior solutions that help healthcare professionals create life-changing outcomes for patients. ADAPT[®] treated tissue has been scientifically proven to more closely mimic the characteristics of normal human tissue which promotes a more tolerant immune response and improved tissue ingrowth. ADAPT[®] products are sold globally under the product names CardioCel[®], CardioCel Neo[®], CardioCel 3D[®], and VasculCel[®].



Autotissue | www.autotissue.de

Quality of life – a matter of your heart

Quality of life of patients with serious heart disease is a concerning matter to us.

We are a biotechnology company focused on development and production of biological implants. All implants are processed using our proprietary decellularization protocol. Implants treated this way do not have any tendency to shrink or calcify. They reduce the need for long-term medication and may help to reduce the number of re-operations. This results in a significant improvement in quality of life, particularly in younger patients.



Berlin Heart | www.berlinheart.de

Berlin Heart is the only company worldwide that develops, produces, and distributes implantable and paracorporeal ventricular assist devices for patients of every age and body size. EXCOR® is a paracorporeal pulsatile VAD for uni- or biventricular support in newborns, children, adolescents, and adults. INCOR® is an implantable axial-flow LVAD for adults. The Berlin Heart EXCOR® Pediatric Ventricular Assist Device is approved for use in the US. All other products are not FDA approved.



Edwards

Edwards Lifesciences SA | www.edwards.com/europe

Edwards Lifesciences, based in Irvine, Calif., is the global leader in patient-focused medical innovations for structural heart disease, as well as critical care and surgical monitoring. Driven by a passion to help patients, the company collaborates with the world's leading clinicians and researchers to address unmet healthcare needs, working to improve patient outcomes and enhance lives.



JOTEC GmbH | www.jotec.com @ www.cryolife.com

JOTEC, a fully owned subsidiary of CryoLife Inc. develops, manufactures and markets medical devices for the treatment of the entire aorta - from the ascending aorta to the iliac arteries. A comprehensive, highly specialised portfolio of products and technologies. We can meet all your needs always aiming to offer best possible solutions for patient's treatment.



LivaNova | www.livanova.com

LivaNova PLC is a global medical technology company built on nearly five decades of experience and a relentless commitment to improve the lives of patients around the world. LivaNova's advanced technologies and breakthrough treatments provide meaningful solutions for the benefit of patients, healthcare professionals and healthcare systems. Headquartered in London, LivaNova has a presence in more than 100 countries worldwide. The Company currently employs more than 3,500 employees. LivaNova operates as two business franchises: Cardiac Surgery and Neuromodulation, with operating headquarters in Mirandola (Italy) and Houston (U.S.A.), respectively.

To learn more visit us at booth #1



Maquet - Getinge Group

"Getinge is a global leading supplier of innovative medtech products and solutions within healthcare and life science.

Getinge was founded in 1904 in the small town of Getinge in Sweden, which means that we have more than a century of experience.

Our head office is located in Gothenburg in Sweden, but we have operations in more than 40 countries world wide and our products are sold in more than 150 countries.

More than 10,000 employees are located all across the world working with everything from R&D and production, to sales and service of our products and solutions.

In 2017 our net sales was 22.5 Billion SEK.

Our vision is to become the world's most respected and trusted medtech company. This is what we strive for and is present in everything we do.

Our mission is our purpose of being, and our commitment to our customers; Based on true understanding about our customers' key challenges we provide innovative products and solutions that enable better patient outcomes while enhancing health economics."



Medtronic | europe.medtronic.com

As a global leader in medical technology, services and solutions, Medtronic improves the lives and health of millions of people each year. We use our deep clinical, therapeutic and economic expertise to address the complex challenges faced by healthcare systems today. Let's take healthcare Further. Together. Learn more at Medtronic.com.



Xeltis | www.xeltis.com

Xeltis is a clinical-stage company pioneering a restorative approach in heart valve therapy. Xeltis' heart valves are designed to enable the patient's body to naturally restore a new heart valve with its own tissue. This novel therapeutic approach is called Endogenous Tissue Restoration (ETR). Xeltis' restorative heart valves may help reduce re-intervention risks and the need for life-long medication generally associated with existing options. Xeltis' pulmonary valve, its first anticipated commercial product, is currently in clinical trials in Europe, Asia and USA. Its aortic valve is in preclinical phase and a number of additional cardiovascular applications are being explored.

VALVED CONDUIT SOLUTIONS

Pediatric and Adult Congenital Cardiac Applications



CONTEGRA™
PULMONARY
VALVED
CONDUIT
THE NATURAL
CHOICE



HANCOCK™
VALVED
CONDUITS
A PROVEN
ALTERNATIVE

For a complete listing of indications, contraindications, precautions, and adverse events, please refer to the Instructions for Use.