

BEST PRACTICES
WORKSHOP ON
OPEN INNOVATION

Open Source Community Building

Abigail Cabunoc Mayes, GitHub
@abbycabs · @abbycabs

Hi there 🙌

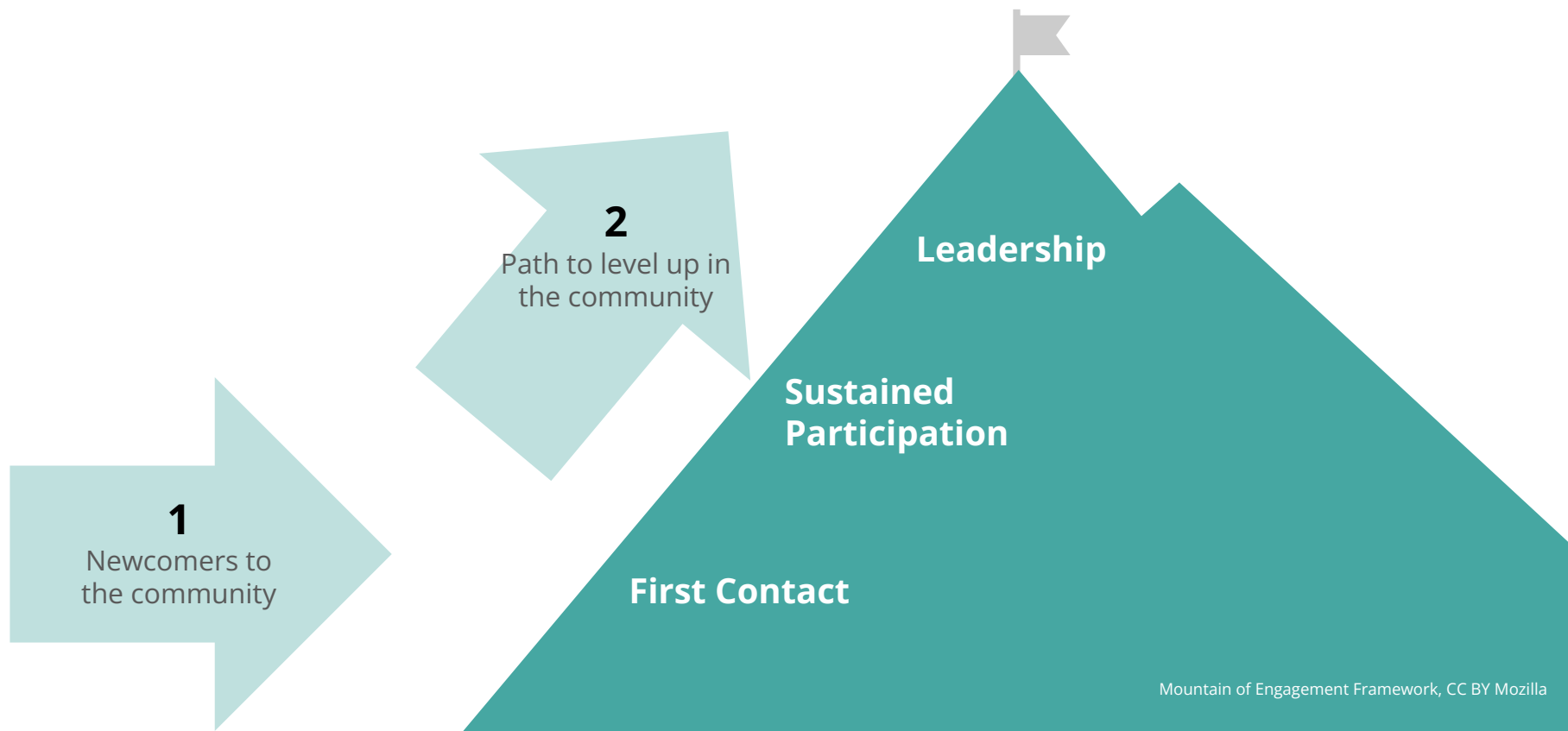
Hello! I'm Abby

Open Source Program
Manager, GitHub

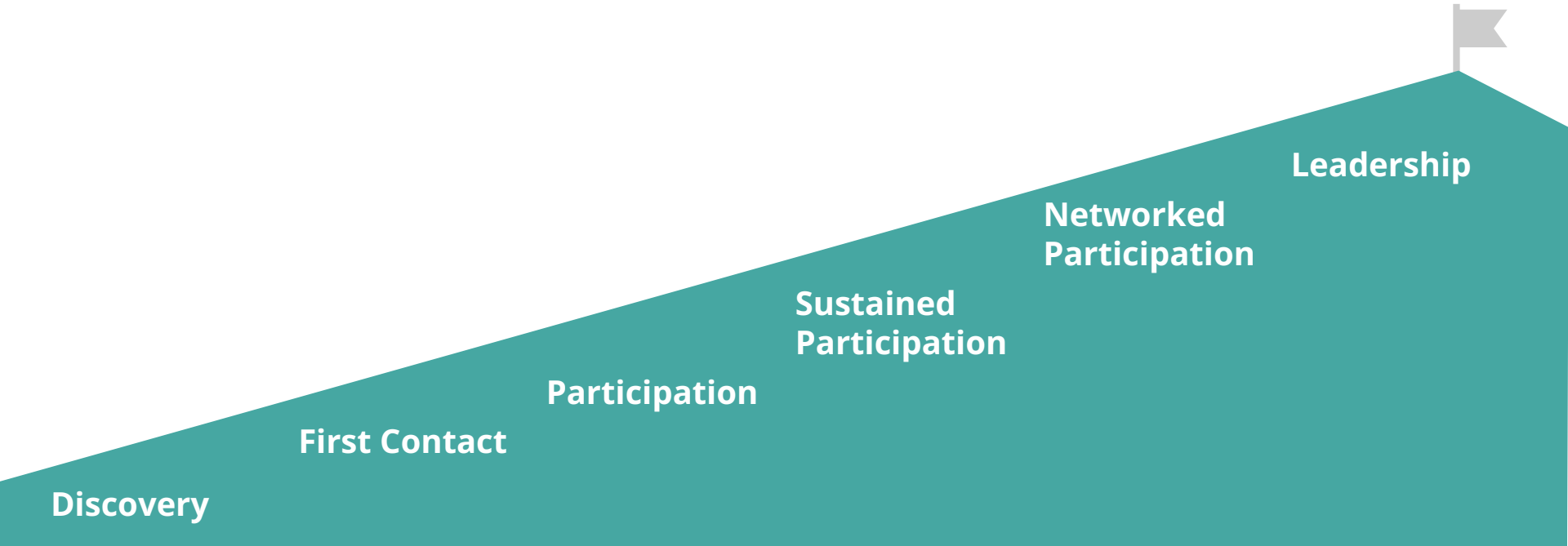
Past: Mozilla, Ontario Institute
for Cancer Research



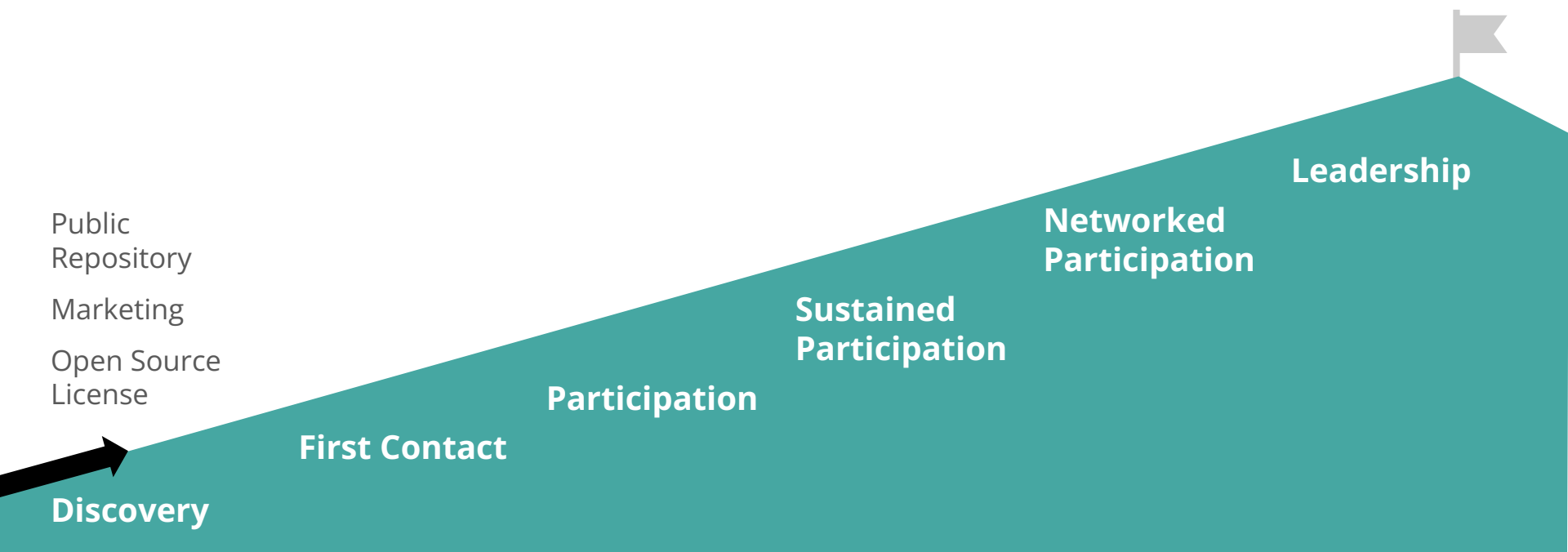
Sustainable Community Needs 2 Things



Pathway to community leadership



Discovery



Public
Repository
Marketing
Open Source
License

Discovery

First Contact

Participation

**Sustained
Participation**

**Networked
Participation**

Leadership

Public Repository

Marketing

Open Source
License

Owner *

 octocat ▾



Repository name *

/ hello-world ✓

Great repository names are short and memorable. Need inspiration? How about [ubiquitous-system?](#)

Description (optional)

My first repository

-  **Public**
Anyone on the internet can see this repository. You choose who can commit.
-  **Private**
You choose who can see and commit to this repository.

Initialize this repository with:

Skip this step if you're importing an existing repository.

Add a README file
This is where you can write a long description for your project. [Learn more.](#)

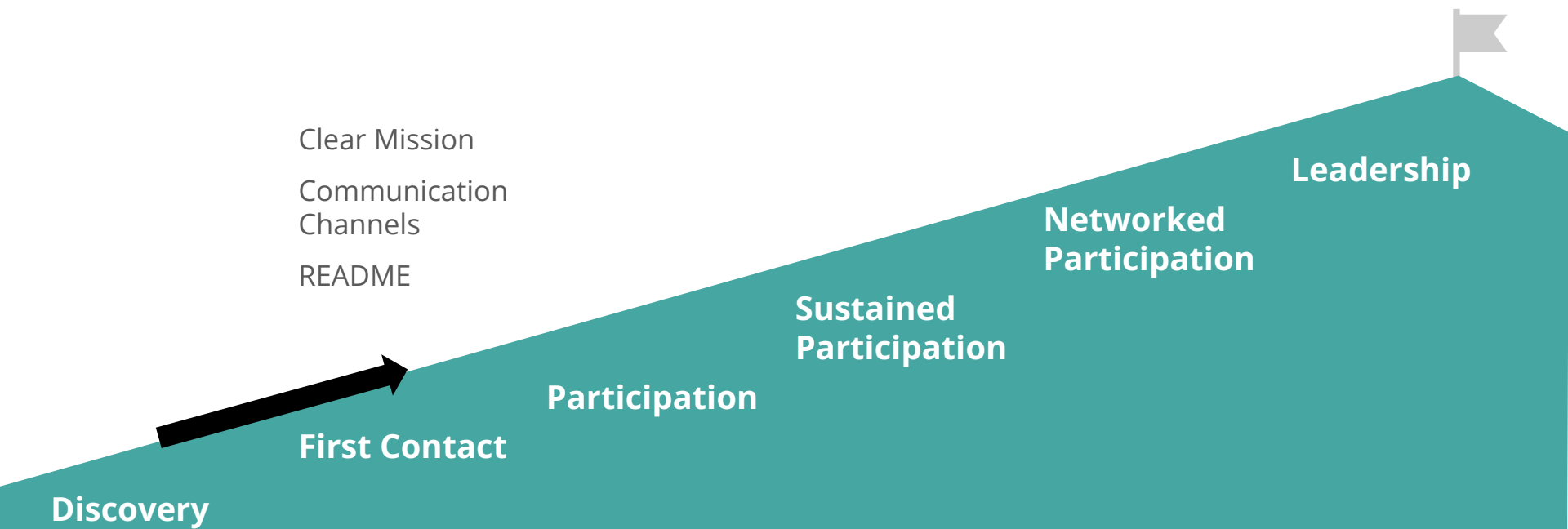
Add .gitignore
Choose which files not to track from a list of templates. [Learn more.](#)

Choose a license
A license tells others what they can and can't do with your code. [Learn more.](#)

This will set  main as the default branch. Change the default name in your [settings](#).

Create repository

First Contact



Clear Mission

Communication
Channels

README


README

 **Hello-World** Public

 Watch **1.7k** ▾

 Fork **1.9k** ▾

 Star **2k** ▾

 master ▾

 Activity

 Branches

 Tags

Go to file

Add file ▾

 Code ▾



octocat Merge pull request #6... ...  76 7fd1a60 on Mar 6, 2012  3 commits



README

New line at end of file. --Signed off by Spa...

11 years ago

README

Hello World!

About

My first repository on GitHub!

 Readme

 2k stars

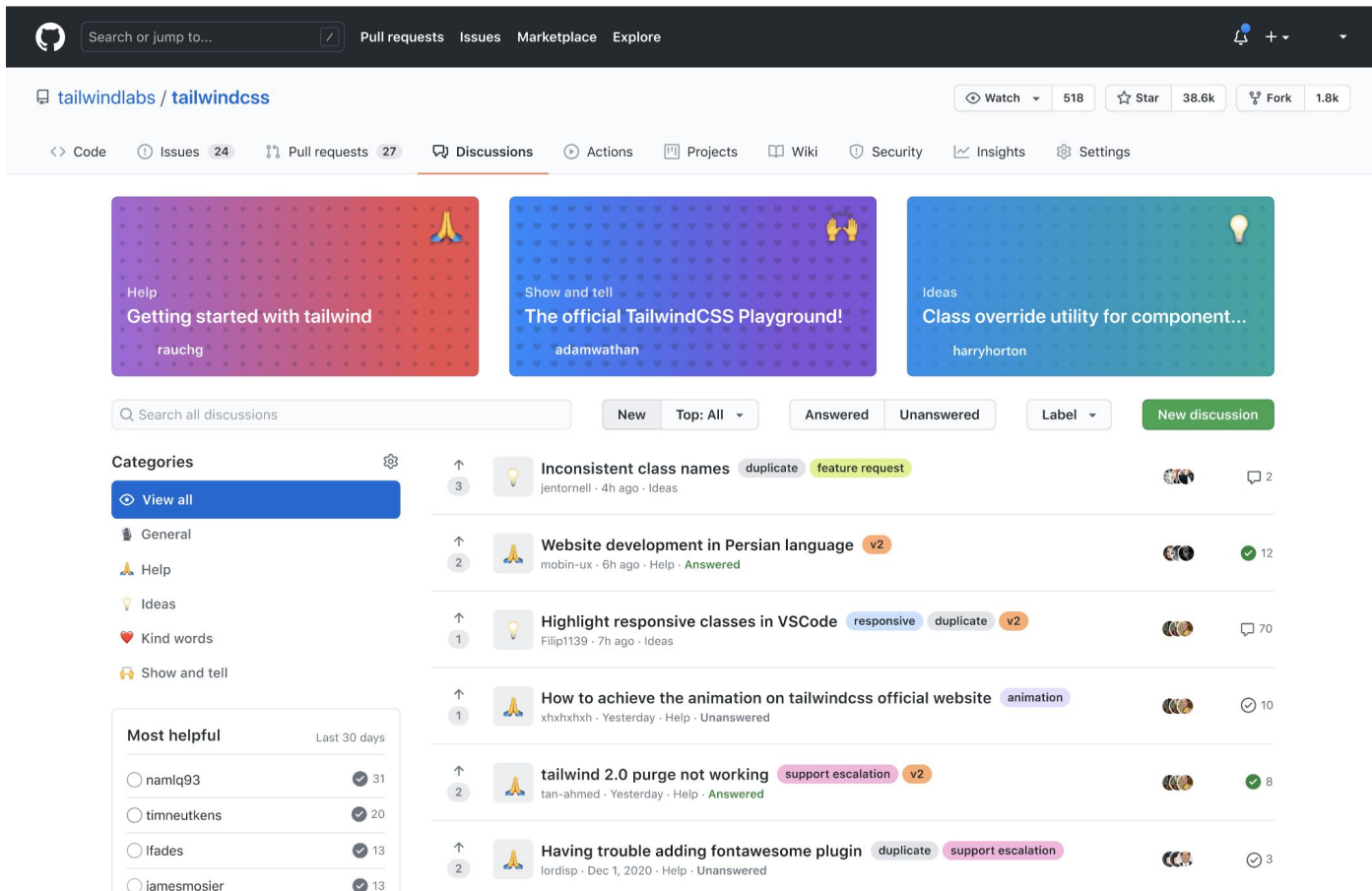
 1.7k watching

 1.9k forks

Releases

No releases published

GitHub Discussions



The screenshot shows the GitHub Discussions interface for the repository tailwindlabs/tailwindcss. At the top, there is a navigation bar with a search bar and links for Pull requests, Issues, Marketplace, and Explore. Below this, the repository name and statistics (518 Watch, 38.6k Star, 1.8k Fork) are displayed. A secondary navigation bar includes links for Code, Issues (24), Pull requests (27), Discussions (active), Actions, Projects, Wiki, Security, Insights, and Settings.

The main content area features three featured discussion cards:

- Help**: Getting started with tailwind (by rauchg)
- Show and tell**: The official TailwindCSS Playground! (by adamwathan)
- Ideas**: Class override utility for component... (by harryhorton)

Below the cards is a search bar for all discussions and filters for New, Top: All, Answered, Unanswered, and Label. A 'New discussion' button is also present.

Categories

- View all
- General
- Help
- Ideas
- Kind words
- Show and tell

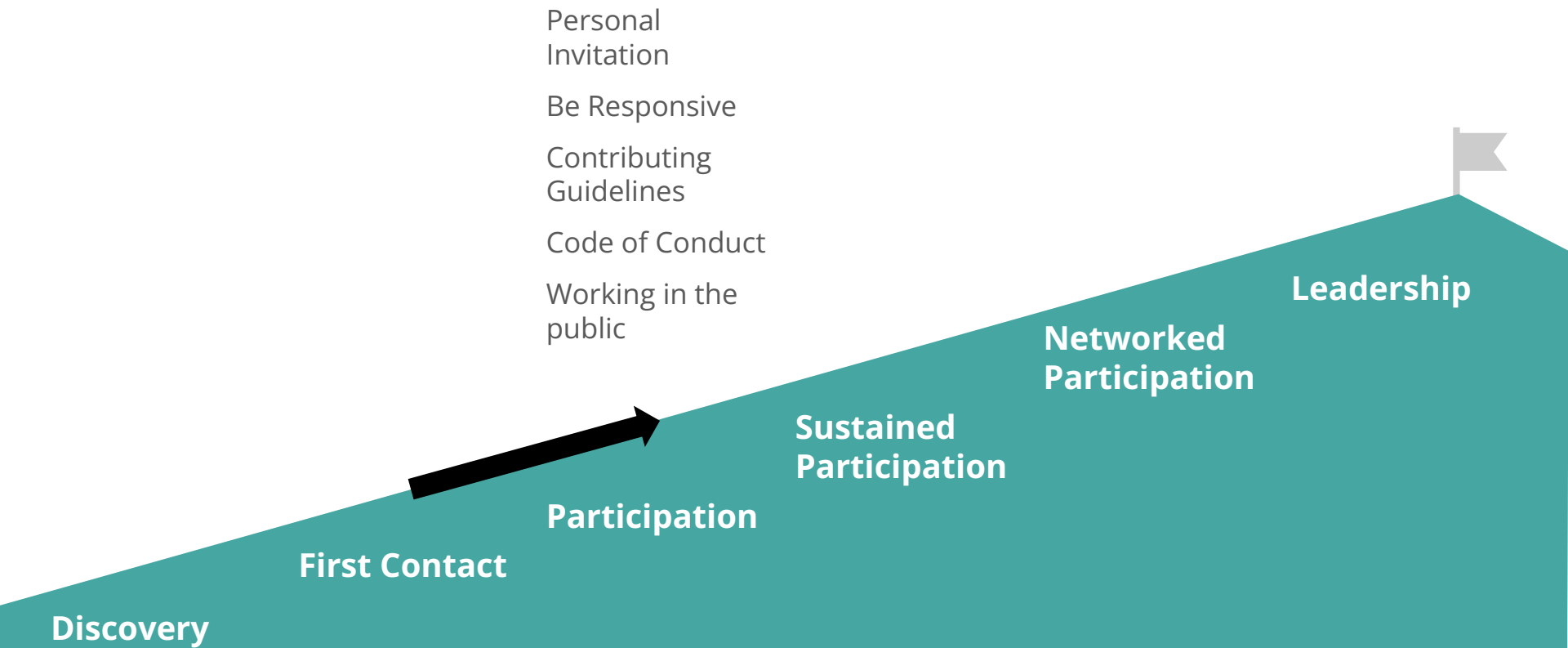
Most helpful (Last 30 days)

- namlq93 (31)
- timneutkens (20)
- Ifades (13)
- iamesmosier (13)

Discussion List

- Inconsistent class names** (duplicate, feature request) by jentornell · 4h ago · Ideas (3)
- Website development in Persian language** (v2) by mobin-ux · 6h ago · Help · Answered (2)
- Highlight responsive classes in VSCode** (responsive, duplicate, v2) by Filip1139 · 7h ago · Ideas (1)
- How to achieve the animation on tailwindcss official website** (animation) by xhxhxhxh · Yesterday · Help · Unanswered (1)
- tailwind 2.0 purge not working** (support escalation, v2) by tan-ahmed · Yesterday · Help · Answered (2)
- Having trouble adding fontawesome plugin** (duplicate, support escalation) by lordisp · Dec 1, 2020 · Help · Unanswered (2)

Participation



Personal
Invitation

Be Responsive

**Contributing
Guidelines**

Code of Conduct

Working in the
public

Contributing Guidelines

The screenshot shows the GitHub interface for creating a new issue. At the top, there are navigation tabs: Code, Issues (675), Pull requests (131), Projects (0), Insights, and Settings. The main heading is "Issue: Bug report". Below this, a message says "Create a report to help us improve. If this doesn't look right, choose a different type." The form includes a "Title" input field, a rich text editor with "Write" and "Preview" tabs, and a "Leave a comment" text area. A "Submit new issue" button is at the bottom right. On the right side, there are sections for "Assignees" (No one—assign yourself) and "Labels" (None yet). A tooltip is visible over the "Labels" section, containing a lightbulb icon and the text: "It looks like this is your first time opening an issue in this project! Be sure to review the contributing guidelines and code of conduct. Looking for help? Check out the project's instructions for getting support."

octocat / hello-world

hello-world / contributing.md | or cancel

Personal
Invitation

Be Responsive

Contributing
Guidelines

Code of Conduct

Working in the
public

Code of Conduct

The screenshot shows the GitHub repository page for `octo-org / octo-repo`. The repository is marked as `Private`. At the top right, there are buttons for `Watch` (1), `Star` (0), and `Fork` (1). Below the repository name, there are navigation links for `Code`, `Issues` (5), `Pull requests` (10), `Projects` (3), `Wiki`, `Insights`, and `Settings`. The main content area shows the file `CODE_OF_CONDUCT.i` with a `Choose a code of conduct template` button. Below this, there are tabs for `Edit new file` and `Preview`, and a dropdown menu for `Spaces` (set to 2) and `No wrap`.

Add a code of conduct to your project

The dialog box titled "Add a code of conduct to your project" contains a section "Select a template to preview". There are two templates listed:

- Contributor Covenant**
Recommended for projects of all sizes
- Citizen Code of Conduct**
Suitable for large communities or events

Personal
Invitation

Be Responsive

Contributing
Guidelines

Code of Conduct

Working in the
public

Projects

All work Ready for review Board + New view

Q	Title	Assignees	Status	Complexity	Target	↑	+
1	Add Travis CI migration table	octocat	Ready for review	2	Jun 15, 2021		
2	Using a package without installing package	monalisa	Ready	3	Jun 15, 2021		
3	Add functionality to hide images	octocat	In Progress	2	Jun 22, 2021		
4	Update contributing guide	octocat	Ready for review	1	Jun 30, 2021		
5	Fix markdown tables in translated content	monalisa	Ready	1	Jul 1, 2021		
6	add copy button to examples	octocat	In Progress	1	Jul 2, 2021		
7	Validate Java Gradle wrapper		Todo	2	Jul 8, 2021		
8	GPC creation on linux		Todo	3	Jul 18, 2021		
9	Add domains for self-hosted runners		Todo	2	Aug 25, 2021		

All work Ready for review Board + New view

Todo 3

- test-org-repo #62
GPC creation on linux
- test-org-repo #61
Add domains for self-hosted runners

In Progress 2

- test-org-repo #63
add copy button to examples
- test-org-repo #41
Add functionality to hide images

Ready for review 2

- test-org-repo #59
Update contributing guide
- test-org-repo #56
Add Travis CI migration table

Ready 2

- test-org-repo #58
Using a package without installing package
- test-org-repo #57
Fix markdown tables in translated content

Personal
Invitation

Be Responsive

Contributing
Guidelines

Code of Conduct

**Working in the
public**

Pull requests

Showing **1 changed file** with **3 additions** and **3 deletions**.

Split

Unified

6 README.md

<>

📄

⋮

@@ -1,3 +1,3 @@

1 - # test-area-2

2 - edit1

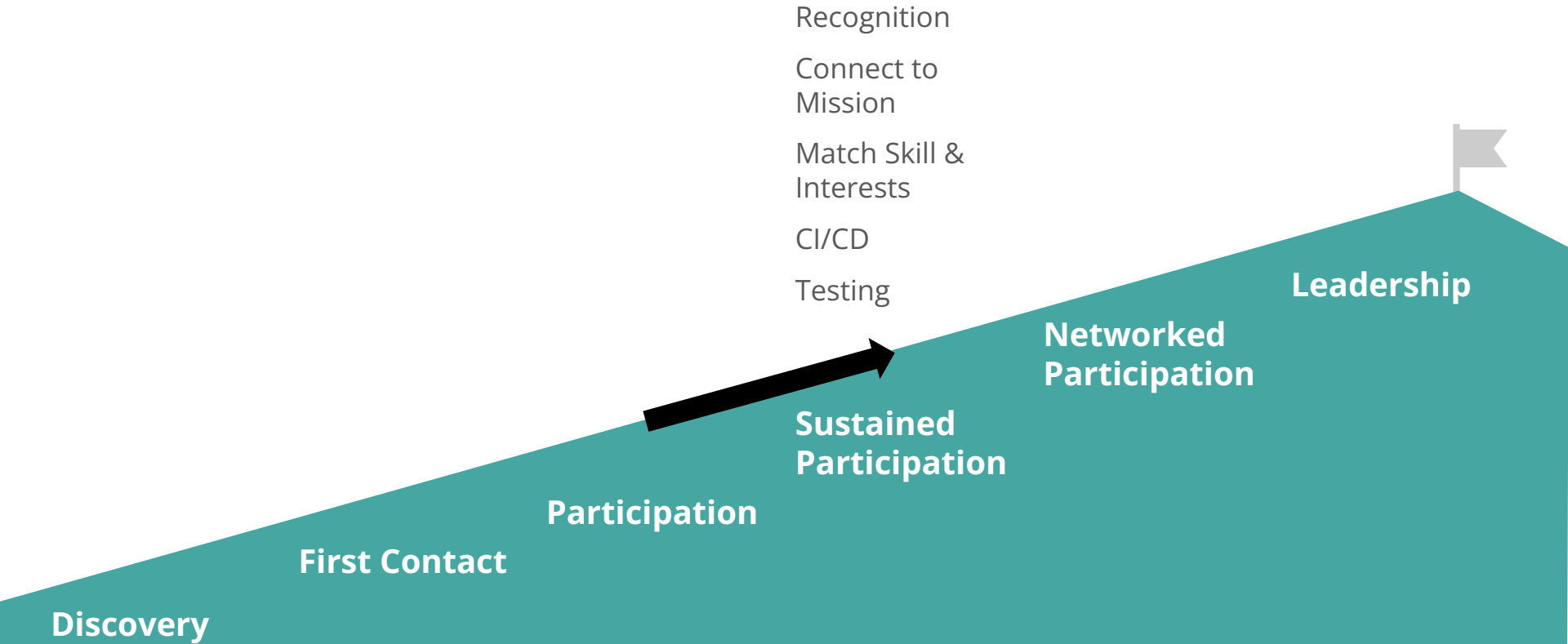
3 - edit2

1 + # About me

2 +

3 + My name is Mona Lisa.

Sustained Participation



Recognition

Connect to
Mission


Match Skill &
Interests

CI/CD

Testing

Achievements

Achievements



Beta

[Send feedback](#)

Recognition

Connect to
Mission

Match Skill &
Interests

CI/CD

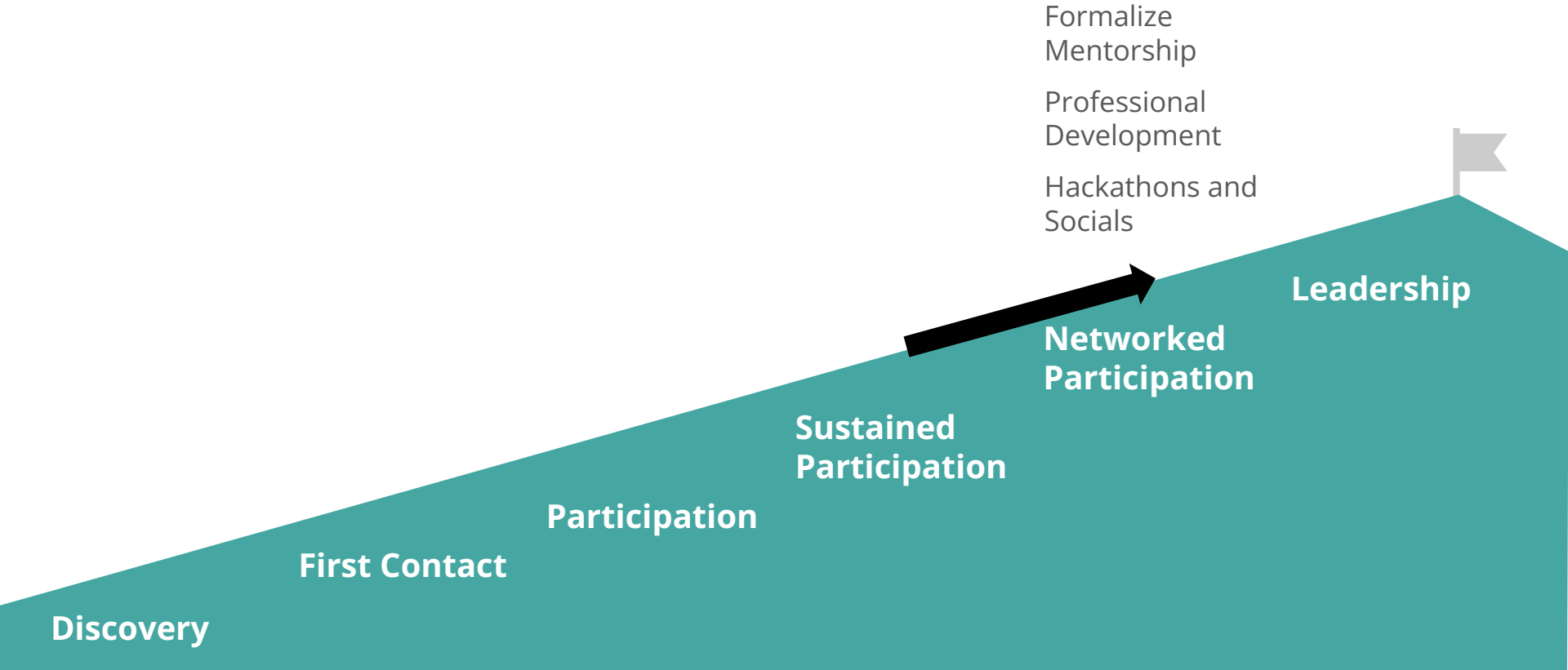
Testing

GitHub Actions



- Fully integrated with GitHub
- Respond to any GitHub event
- Community-powered workflows
- Any platform, any language, any cloud

Networked Participation



Formalize
Mentorship

Professional
Development

Hackathons and
Socials

Code Review

[Review changes](#) ▾

Finish your review ✕

Write

Preview

H B I @

This is looking good. I left a few comments that should be addressed before this PR gets merged. 🐱

Attach files by dragging & dropping, selecting or pasting them.

- Comment**
Submit general feedback without explicit approval.
- Approve**
Submit feedback and approve merging these changes.
- Request changes**
Submit feedback that must be addressed before merging.

[Submit review](#)

Formalize
Mentorship

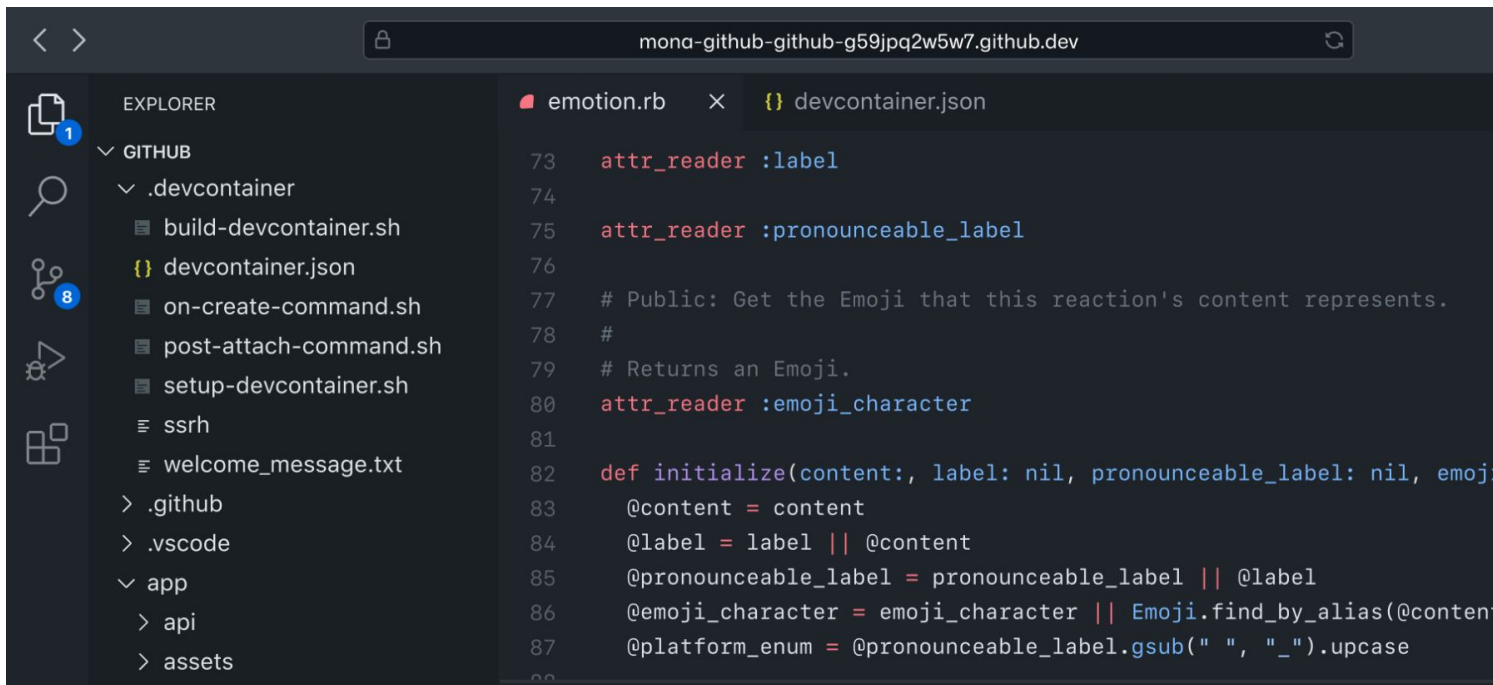
Professional
Development

**Hackathons
and Socials**

Codespaces

Blazing fast cloud developer
environments

Full compute backing, up to 32 cores
and 64 GB RAM

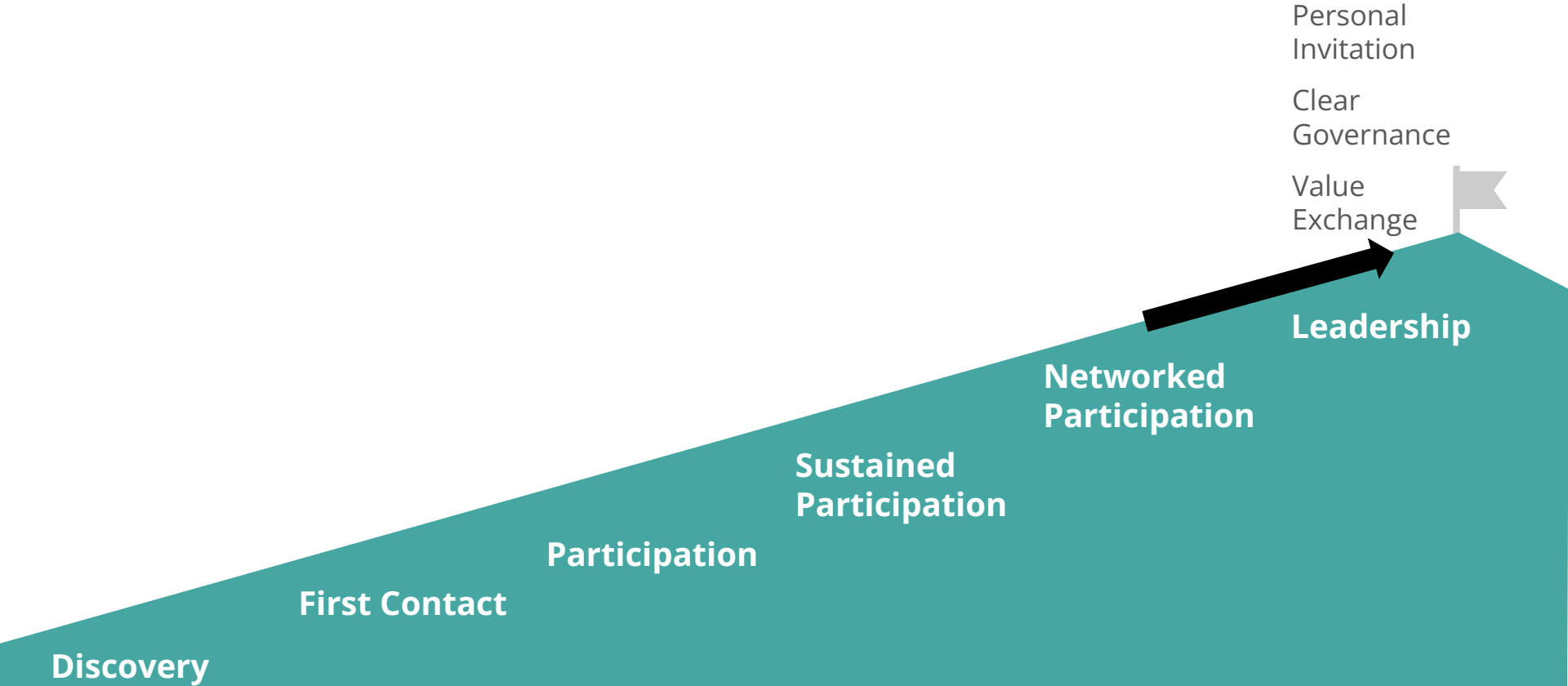


```
mona-github-github-g59jq2w5w7.github.dev

EXPLORER
  1
  GITHUB
  .devcontainer
    build-devcontainer.sh
    {} devcontainer.json
    8 on-create-command.sh
    post-attach-command.sh
    setup-devcontainer.sh
    ssrh
    welcome_message.txt
  .github
  .vscode
  app
    api
    assets

emotion.rb x {} devcontainer.json
73 attr_reader :label
74
75 attr_reader :pronounceable_label
76
77 # Public: Get the Emoji that this reaction's content represents.
78 #
79 # Returns an Emoji.
80 attr_reader :emoji_character
81
82 def initialize(content:, label: nil, pronounceable_label: nil, emoji_character: nil)
83   @content = content
84   @label = label || @content
85   @pronounceable_label = pronounceable_label || @label
86   @emoji_character = emoji_character || Emoji.find_by_alias(@content)
87   @platform_enum = @pronounceable_label.gsub(" ", "_").upcase
88
```

Leadership



Personal
Invitation

Clear
Governance

Value Exchange

Minimum Viable Governance

The screenshot shows the GitHub repository page for 'github / MVG'. The repository is public and has 14 watchers, 28 forks, and 332 stars. The main branch is selected. A recent pull request by 'royaljust' is highlighted, merging from 'djhoese/pat...' on August 24 with 21 commits. The repository contains several files and folders: 'org-docs' (8 months ago), 'project-docs' (2 months ago), 'LICENSE' (16 months ago), and 'README.md' (4 months ago). The README content is visible, starting with the title 'Minimum Viable Governance' and a section 'What is Minimum Viable Governance?'. The right sidebar shows the repository's 'About' section, including the license (CC-BY-4.0), code of conduct, security policy, 332 stars, 14 watchers, and 28 forks. There is one release, 'v0.1-beta', marked as 'Latest', published on July 21, 2021. No packages are published, and there are 5 contributors.

github / MVG

Type ↵ to search

<> Code Issues 9 Pull requests Actions Projects Security Insights

MVG Public Watch 14 Fork 28 Star 332

main Activity Branches Tags Go to file Add file Code

royaljust Merge pull request #21 from djhoese/pat... 7c04c6d on Aug 24 21 commits

org-docs	More links	8 months ago
project-docs	Fix typo in GOVERNANCE.md	2 months ago
LICENSE	initial commit	16 months ago
README.md	Fix typo & update broken project license link	4 months ago

README.md

Minimum Viable Governance

What is Minimum Viable Governance?

Minimum Viable Governance (MVG) - currently in beta - is a repository-based approach for putting lightweight governance into free and open source projects that are run in version control systems. It provides an overall two-tier organizational governance structure for a set of free and open source projects. At the top level (called an "organization" on GitHub), there is a technical steering committee to make decisions about the overall direction and coordination between all the organization's projects. Underneath that top level are the individual projects, with

About

MVG = Minimum Viable Governance

- Readme
- CC-BY-4.0 license
- Code of conduct
- Security policy
- 332 stars
- 14 watching
- 28 forks

Releases 1

v0.1-beta **Latest**
on Jul 21, 2021

Packages

No packages published

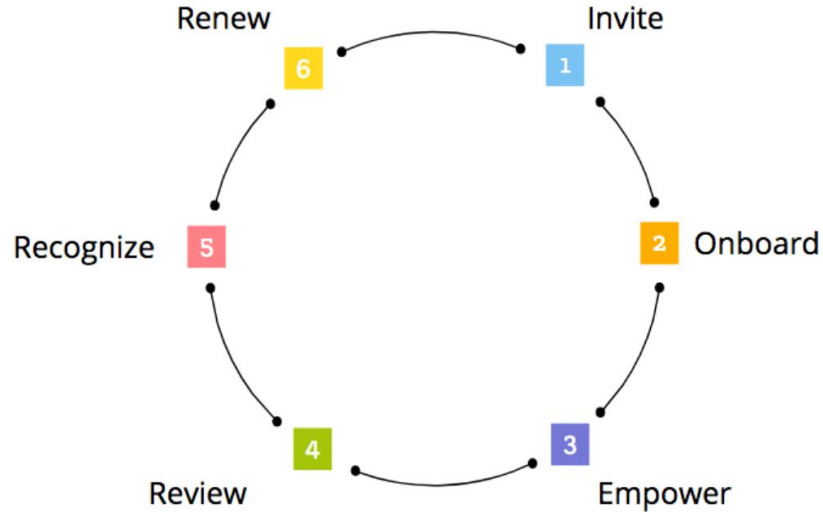
Contributors 5

Personal
Invitation

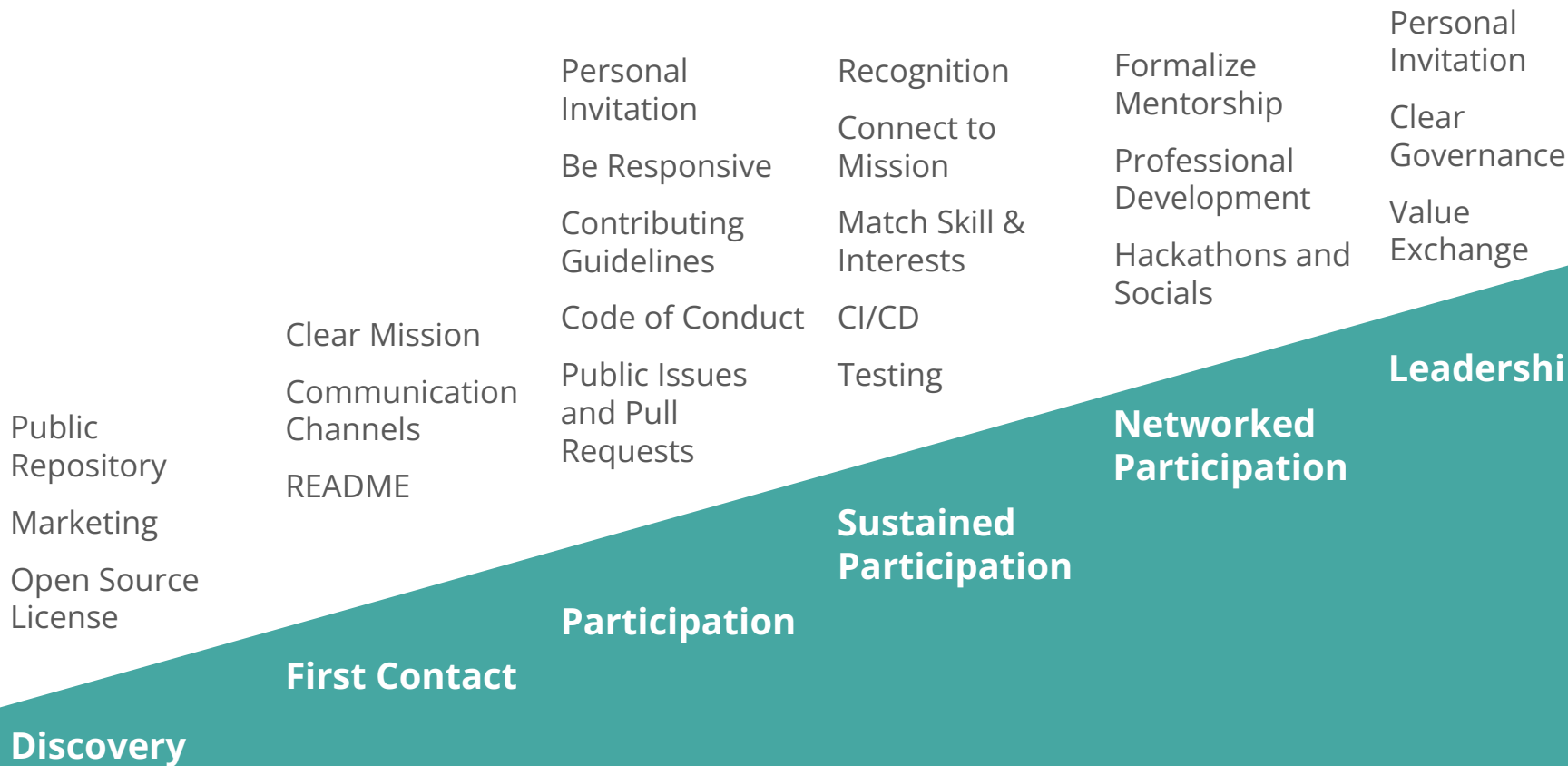
Clear
Governance

Value Exchange

Inclusive Leadership Cycle



Open source practices to level up community



Thank You!

QUESTIONS OR
COMMENTS?

Abigail Cabunoc Mayes
@abbycabs · @abbycabs

