

CMOS Technology in Otorhinolaryngology





Diameter
of only **2.9 mm**


CMOS Video Rhino-Laryngoscope

The CMOS video rhino-laryngoscope from KARL STORZ is a compact, mobile, and inexpensive solution for video endoscopy. No need to worry about the camera control unit, camera head, light cable and light source – all of them are already integrated in the CMOS video rhino-laryngoscope. The CMOS video rhino-laryngoscope has a working length of 30 cm and a diameter of 2.9 mm. In addition, the KARL STORZ CMOS product family includes a video esophagoscope with a working length of 75 cm and a diameter of 2.9 mm. The combination with the light and mobile universal monitor makes the CMOS video endoscopes a convenient and fast solution.

Opt for CMOS video endoscopes and enjoy their benefits:

- Available with a diameter of only 2.9 mm
- Integrated CMOS chip technology
- Mobile, all-in-one solution – the lightweight monitor in combination with CMOS video endoscopes ensures quick installation and great flexibility
- The CMOS video rhino-laryngoscope allows deflection of 140° in both directions
- The video esophagoscope features a deflection of 210°/140°
- Integrated LED light source for the best possible illumination
- Sensitive yet robust control with ergonomic handle

Function keys allow the convenient recording of images and video sequences as well as the use of the white balance function. Further adjustments can be made on the universal monitor.



Monitor



Dual video endoscope connection

It is possible to connect two video endoscopes at the same time, for example, the CMOS video rhino-laryngoscope and the CMOS video otoscope. Endoscopes can be exchanged within seconds at the touch of a button.



Additional data protection and HDMI output

The USB port provides additional protection for data previously saved on an SD card. The HDMI output allows the monitor image to be routed to an additional monitor.



Multifunctional power button

Briefly pressing the power button puts the monitor in a standby mode. Pressing and holding down the button for a moderate time interval switches it on and off. Holding the power button down longer leads to a reset.



New power plug system

The user has two possibilities: Either the power plug is inserted in the socket without a fuse so that the monitor can be detached from the charging cable quickly in an emergency or the power plug is firmly screwed into the socket so that it cannot be pulled out accidentally.



C-CAM® Camera Head



- For connection to all rigid endoscopes and fiberscopes with Universal Monitor 8403 ZX
- Extremely compact and light
- Plug & Play for easy handling
- Particularly mobile with the LED battery light source

CMOS Video Otoscope/USB Video Otoscope



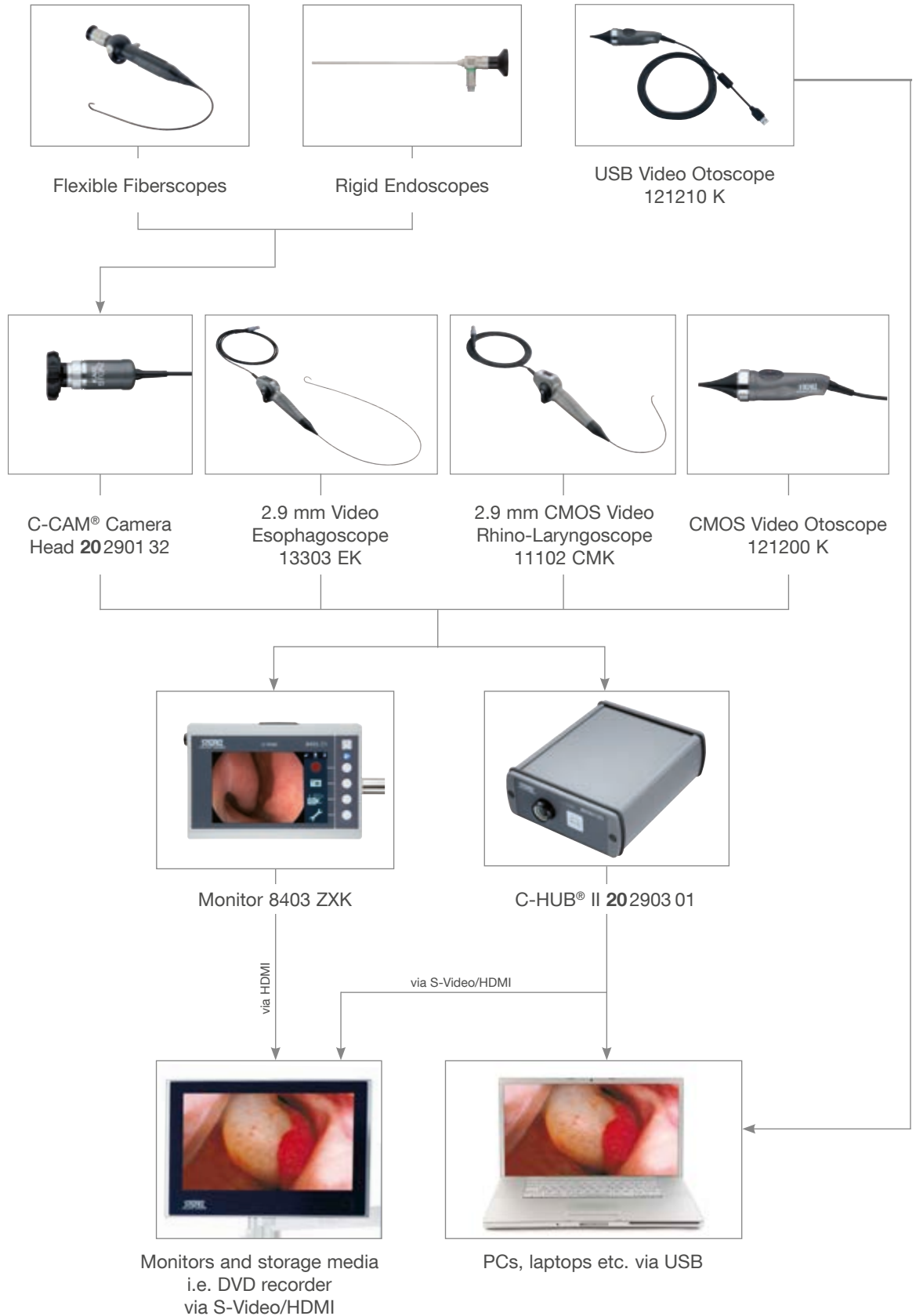
- Video otoscopy in conjunction with Universal Monitor 8403 ZX or the new USB video otoscope in conjunction with your laptop/desktop PC
- Shutter/video release and manual focus ring for documentation and imaging
- Integrated LED illumination with high light intensity

C-HUB® II



- C-CAM®, video rhino-laryngoscope or the CMOS video otoscope can be connected to the C-HUB® II Plug & Play
- USB output for connection to a PC, laptop or Mac
- S-Video/HDMI output for connection with an external monitor, video printer or documentation unit
- Existing office computers can be used for archiving as well as image and video processing

Maximum Compatibility



Instruments



11102 CMK



8403 ZXK

11102 CMM CMOS Video Rhino-Laryngoscope with Monitor

Direction of view:	0°
Angle of view:	100°
Working length:	30 cm
Outer diameter:	2.9 mm
Deflection up/down:	140°/140°

The following accessories are included in delivery:

11102 CMK	CMOS Video Rhino-Laryngoscope KIT
8403 ZXK	C-MAC® Monitor for CMOS Endoscopes, set



13303 EK



8403 ZXK

13303 EK Video Esophagoscope KIT, for use with C-MAC® Monitor 8403 ZXK

Direction of view:	0°
Angle of view:	100°
Working length:	75 cm
Outer diameter:	2.9 mm
Deflection up/down:	210°/140°

The following accessories are included in delivery:

13303 E	Video Esophagoscope, outer diameter 2.9 mm
13242 XL	Leakage Tester
11025 E	Pressure Compensation Cap
27677 SM	Case

Optional Accessories



202901 32



121200 K



202903 01



121204



121210 K

- 202901 32** **C-CAM® Camera Head, 8-pin**, one-chip CMOS camera head, resolution 640 x 480, focal length $f = 20$ mm, compatible with C-HUB® II **202903 01** and **202903 20** as well as C-MAC® 8402 ZX and 8403 ZX
- 121200 K** **CMOS Video Oscope**, with integrated LED illumination, for use with C-HUB® II **202903 01** and Monitor 8403 ZX
including:
Ear Speculum, outer diameter 4 mm, black, unsterile, for single use, package of 100
- 121204** **Ear Speculum**, for CMOS video otoscope and USB video otoscope, outer diameter 4 mm, black, unsterile, for single use, package of 1000
- 202903 01** **C-HUB® II Camera Control Unit**, for use with C-CAM® Camera Head **202901 32**, Electronic Module 8403 ZX or compatible CMOS video endoscopes, Interfaces: USB 2.0, S-Video output (NTSC), HDMI output, power socket
including:
Power Supply, including country-specific plugs
S-Video (Y/C) Connecting Cable
USB Connecting Cable
Video Editor
- 200404 45-V03** **KARL STORZ Video Editor**, USB, software application used to edit videos for teaching and presentation purposes, for Microsoft® Windows® XP/Vista™/7™/8™
- 121210 K** **USB Video Oscope**
including:
Ear Speculum, package of 100
KARL STORZ Video Editor


Optional Accessories



- 8401 YA **Stand**, for C-MAC® monitor, height 120 cm, rollable with five feet and antistatic castors, crossbar 25 cm x diameter 25 mm, for positioning the monitor, with tray for laryngoscopes, dimensions (w x d x h): 30 x 20 x 10 cm
- 8401 YAA **Crossbar**, for Stand 8401 YA, 50 cm x diameter 25 mm, for positioning C-MAC® Monitors 8401 ZX, 8402 ZX and 8403 ZX, for use with VESA 75 Quick Clip 8401 YCA and Clamp 8401 YB
- 8401 YAB **Same**, 70 cm x diameter 25 mm
- 8401 YB **Clamp**, VESA 75 standard, for fixation of C-MAC® monitor to round profile with diameter 20-43 mm and square profile with diameter 16-27 mm, for use with Monitors 8401 ZX, 8402 ZX and 8403 ZX
- 29005 KHN **Camera Mount**, for mounting camera heads, with removable inserts, suitable for all KARL STORZ endoscopic camera heads
- 621 C **Quiver Set**, for disinfection and storage of flexible endoscopes up to working length 30 cm including:
Quiver Head, for flexible endoscopes
Metal Tube
Bottom Cap
Holder, to be screwed to a storage cabinet
- 621 SA **Adaptor for Standard Equipment Rails**, 53.5 x 39 x 24 mm, adaptor and 2 screws M4 x 20 mm, for use with Holder 620 N, for Endoscope Quivers 621 A – 621 E, 621 H

Reprocessing Container

- Secure storage with silicone holders
- Simple closure mechanisms in the lid
- Carrying handles on the lid
- Fracture-resistant plastic



39406 AS **Plastic Container for Flexible Endoscopes**, especially suited for gas and hydrogen peroxide (Sterrad®) sterilization and storage, for use with one flexible endoscope, external dimensions (w x d x h): 550 x 260 x 90 mm

Please note: The instrument shown is not included in the tray.

It is recommended to check the suitability of the product for the intended procedure prior to use.



75 Years

*Shaping the Future
of Endoscopy with you*

STORZ
KARL STORZ—ENDOSKOPE

THE DIAMOND STANDARD

KARL STORZ SE & Co. KG
Dr.-Karl-Storz-Straße 34, 78532 Tuttlingen/Germany
Postbox 230, 78503 Tuttlingen/Germany
Phone: +49 7461 708-0
Fax: +49 7461 708-105
E-Mail: info@karlstorz.com
www.karlstorz.com