



LET'S GET DIGITAL

Digital that *feels like physical*

Exhibitor Guide



Why Attend the Virtual Event?

★ **EXPOSURE**

Create your personalized company booth & share written and video content with all event attendees.

★ **LEAD GENERATION**

Make valuable connections & discover new leads. Connect via chat & video with the right people. Even get matches suggested for your company based on who you want to reach during the event!

★ **ACCESSIBILITY**

Join digitally from anywhere in the world & extend your reach while saving time and travel costs & the environment.

★ **ACTIONABLE INSIGHTS**

Receive valuable data on your booth for the whole event.



1. Before the Event

★ SAVE THE DATE

Have all the representatives block the event in their agenda.

★ DOWNLOAD THE EVENT APPLICATION


Download in the AppStore or Play Store. Each representative can login with their personal event credentials & start preparing for the event.

★ COMPLETE YOUR PERSONAL PROFILES

Fill in profile photos, contact information, and more! Your organiser has already created your company page in the application for you - but you can also edit this.

★ GET INTERACTIVE

Check out the attendees list, make connections, pre-schedule appointments & more!



1. Before the Event

★ THE COUNTDOWN IS ON!

X hours in advance you can enter the virtual venue and edit your virtual booth.



Download Brochure



TAGS

– Let's Get Digital Partners

<https://www.eventinsight.io>
sales@eventinsight.io

HEADQUARTERS


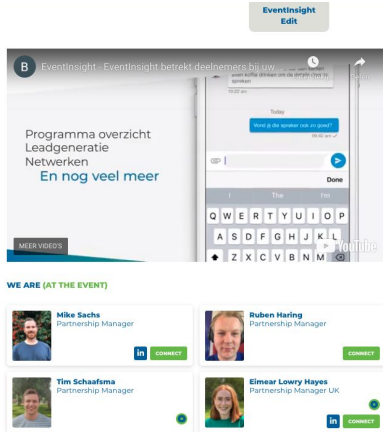
Atoomweg 2-H
9742AK Groningen
Tel: +31502113693

ABOUT US

Turn visitors into participants again

Offer added value through networking opportunities and gain insight into how to keep your event relevant.

<https://www.eventinsight.io>



★ WHERE CAN I FIND MY BOOTH?

→ Click on 'COMPANIES'

→ Search your company in the search bar

→ Click on your logo

→ You are now in your virtual booth!

1. Before the event

- ★ Edit your own company booth via;
 - The Edit button
- ★ Make sure you fill in all your company details and make your company booth attractive.
 - You can place a pre-recorded video or live stream within your booth

A screenshot of the Eventinsight 'About the company' form. The form is titled 'Eventinsight' and features a logo in the top left corner. The form fields include: 'Bestand kiezen' (Dropdown menu, value: Geen bestand gekozen), 'Company name' (Text input, value: Eventinsight), 'About the company' (Text area, value: Turn visitors into participants again. Offer added value through networking opportunities and gain insight into how to keep your event relevant. https://www.eventinsight.io), 'Contact info' (Text inputs for Website, E-mail, and Phone number), and 'Social media' (Text inputs for LinkedIn profile, Facebook page, Twitter profile, and Youtube url). The form is enclosed in a blue oval with an arrow pointing from the 'Edit' button in the previous screenshot. At the bottom right, there are 'Save' and 'Close' buttons.

2. Day of Event

★ CHECK-IN & GET GOING

Have each representative check-in with their personal login details (received by email).

★ ACCEPT PRIVACY SETTINGS

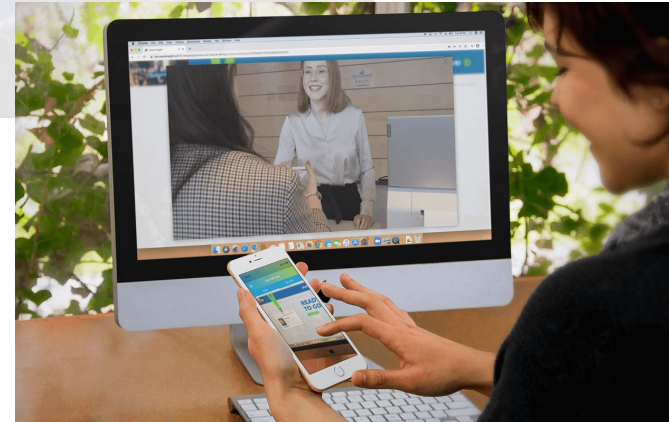
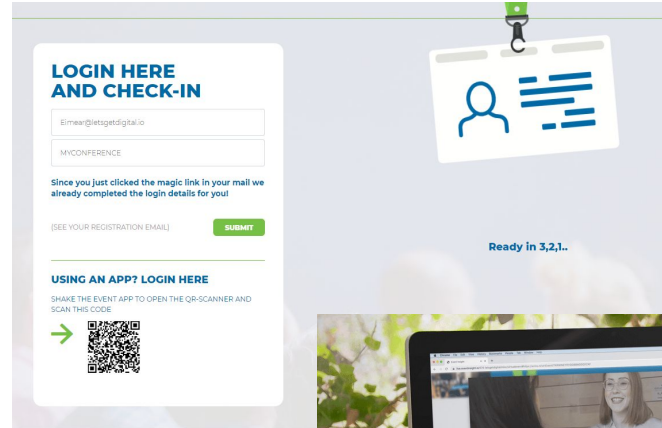
Remember, you can always change your profile privacy!

★ TAKE THE TOUR

Get an introduction to the platform & explore!

★ SAY HELLO

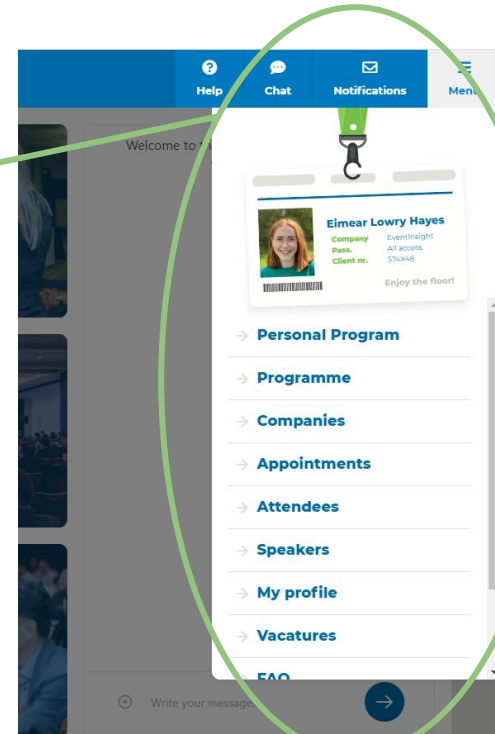
Already greet and chat with others at the event via your company chatbox or the lobby chatbox!



2. Day of Event

★ Easily access everything you want via;

- The Lobby tiles
- The drop-down menu



2. Day of Event

→ LET THE NETWORKING COMMENCE!

As an exhibitor you want to expand & strengthen your network. But how can you do this through Let's Get Digital?

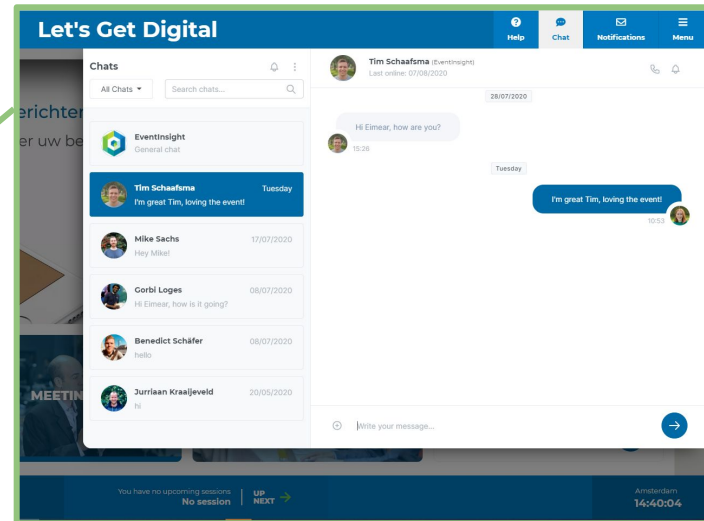
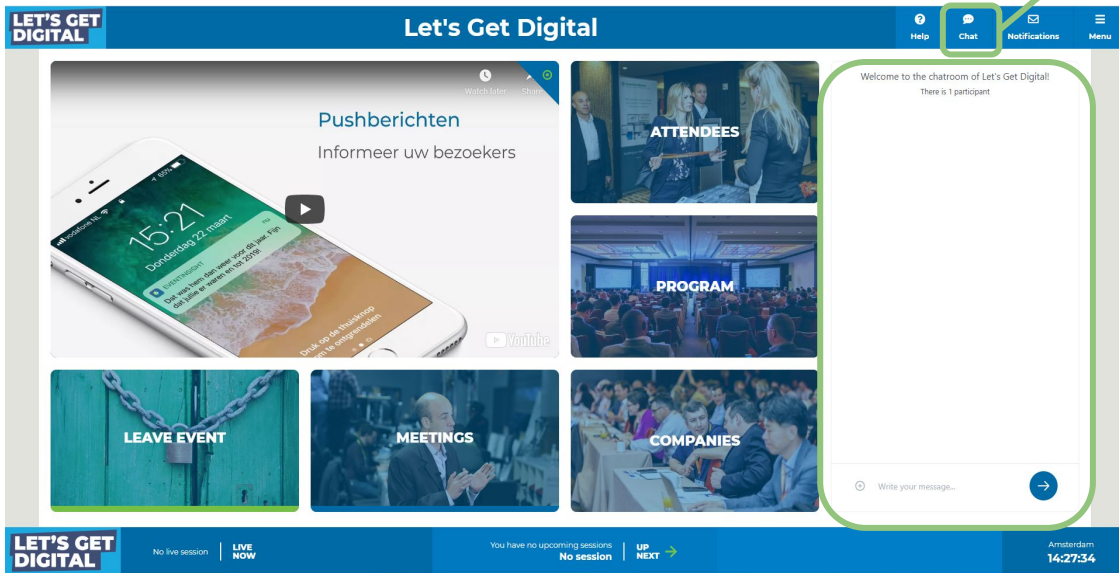
- **The event Lobby chatbox**
- **Your company chatbox**
- **Via attendees' profiles**
Schedule 1-on-1 meetings, instantly video chat, start 1-on-1 chats, add people to your connections list!
- **Networking carousel**
Match with prospects for video speeddates
- **Matchmaking based on interests**



2. Day of Event

★ **Chat with other people at the event via;**

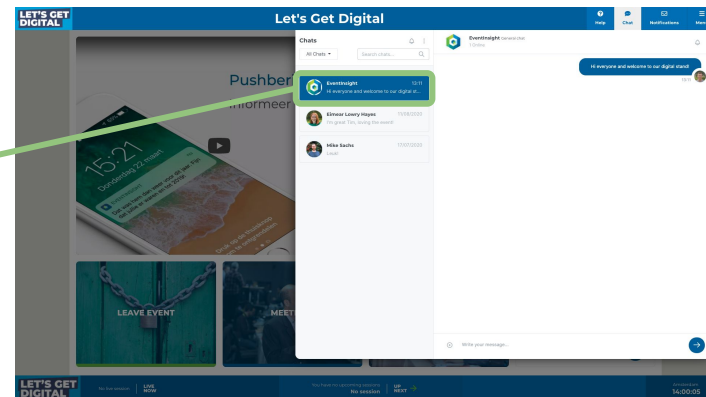
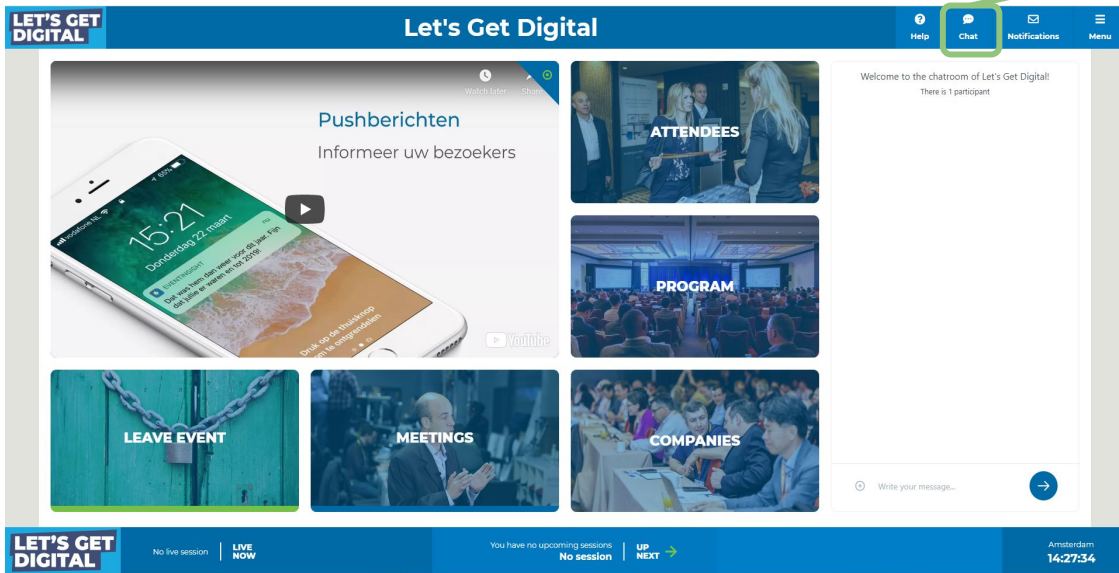
- The Lobby chatbox
- The chat icon
- Your company booth



2. Day of Event

★ Keep an eye on your stand while following the program via;

- The chat icon
- Your exhibitor chat



2. Day of Event

- ★ Never miss a chat message, a request for connections or for appointments!
 - Simply check the notification bar

Let's Get Digital

Pushberichten
Informeer uw bezoeker

ATTENDEES

PROGRAM

LEAVE EVENT

MEETINGS

COMPANIES

Welcome to the chatroom of Let's Get Digital!
There is 1 participant

Write your message...

LET'S GET DIGITAL

No live session | LIVE NOW

Cash is dead, what's next to go? 14:25 | UP NEXT

PITCH Final 15:25 | LATER TODAY

Amsterdam 14:21:12

Help Chat Notifications Menu

Notifications

Session The session Cash is dead, what's next to go? will start soon a few seconds ago

Session The session Cash is dead, what's next to go? will start soon a few seconds ago

Clear all

3. After the event

★ **GETTING VALUABLE DATA & ROI**
Extract important data from the event!

- **Visitor names**
- **Emails**
- **Company functions**
- **Number of visits**
- **Time (in minutes) spent at your booth**
- **First vs. last visit to your booth**
- **Who downloaded your brochure?**
- **Exports (conversations in company chatbox & connections you made on the event)**





**LET'S GET
DIGITAL**

Digital that feels like physical

A COOPERATION BETWEEN:

aanmelder.nl



bano
engaging audiences

Founded
in Groningen

