



New Product Introduction

TR300, AR300 Series

Des Buckingham
National Turf Manager





New TR300, AR300



TriKing






TR3



AR3

18%
Common



MAR Platform - 75% Common

Consolidate 3 platforms into 1 offering 2 levels of Triplex mower specifications.

•320 Series

- Relay Control
- Analogue Gauges

•330 Series

- Processor Control
- Suspension Seat
- Electronic Display
- On-Board Diagnostics

Standard

Premium



TR320

3WD
Cylinder Triple
Diesel



AR321

3WD
Rotary Triple
Diesel



TR330

3WD
Cylinder Triple
Processor
Control
Diagnostics
Diesel



AR331

3WD
Rotary Triple
Processor
Control
Diagnostics
Diesel



New TR300, AR300

Common Features

- 24.8hp, Kubota diesel engine, naturally aspirated, Tier IV and Stage3B compliant
- Transverse mounted engine
- Thermostatically controlled, electric fan, for cooling engine and hydraulic oil systems
- Hydraulic wet disc parking brakes
- Greens care oil
- Wide use of steel tubes for hydraulic systems
- Tilt adjustable steering column
- Power steering
- Slide adjustable, arm rest with controls
- ROPS frame





New TR300, AR300

Up Close

- Easy access to the operator platform
 - Low step point behind left front wheel
 - Grab handle on the ROPS frame
- Tilt adjustable steering column with power steering for easy manoeuvres
- Adjustable arm rest with controls easy to reach and use
- Excellent visibility of working area






New TR300, AR300

Up Close

- Phone/key storage, cup holder and 12v power socket
- 29 litre fuel tank design ensures even weight distribution with its wrap around design
- Easy to use transmission pedal incorporating mechanical interlock for transport and mowing speed control
- The pedal pivot point has been repositioned to the outer edge of the operator platform for greater comfort and operation of the transmission pedal





New TR300, AR300

Up Close

- Easy access for maintenance
- Hydraulic oil reservoir with combined filler cap and dipstick
- Oil reservoir positioned at the back of the machine, over the rear wheel, for superior weight distribution
- Hydraulic pumps are driven directly by the engine – no belt drives
- Externally mounted hydraulic oil filter with visual condition indicator for easy checks and maintenance tasks
- Unrestricted access for engine oil and filter changes





New TR300 & AR300 Series

Let's now look at the 300 Series





New TR320 and AR321

Entry Level Triplex Cylinder & Rotary Mowers

TR320 & AR321 Specification

These are “entry level models” and have all the features as listed prior with the following specification in addition:-

- Milsco V2853 Seat with fore and aft adjustment
- Switch operated cutting unit lift/lower system
- Mechanical interlock for mow speed control
- “Low tech.” electrical system
- Analogue display





New TR320 and AR321

Entry Level Triplex Cylinder & Rotary Mowers

Up Close

- Arm rest control use analogue displays
- “Low Tech” electrical system offers reliability and ease of fault finding and diagnosis
- No on-board diagnostic systems reduces the cost of maintenance tools required such as laptops and diagnostic equipment





New TR320

Entry Level Triplex Cylinder Mower

TR320 Cylinder Mower

This new model brings great features to match customers needs and budget requirements

Entry level machine suitable for applications such as:-

- Sports fields
- Football Stadia
- Cricket Outfields
- Any quality turf areas
- Light duty Municipal applications
- Cemeteries
- Golf course maintenance





New TR320

Entry Level Triplex Cylinder Mower

The TR320's Great Feature is.....

The cutting units can be raised to a vertical position for ease of transportation, access to narrow areas and ease of storage.

This reduces the overall width of the machine to 1.55* metres which is unique for this category of mower



*Minimum – Depending on units and settings



New AR300 Series

AR321 & AR331 Contour Rotary Mowers

- An exciting new range of Triplex Rotary Mowers
- New models bringing great features to match customers needs and budget requirements.
- Entry level machines through to high specification Premium models available
- Both ideal for typical applications such as:
 - Sportsfields
 - Any quality turf areas
 - Golf course maintenance





New AR321

Entry Level Triplex Rotary Mower

AR321 Rotary Mower

- The power unit and controls are common to the TR320
- It features a completely new design of rotary deck
- Quick height of cut adjustment on front rollers and easy to adjust rear roller mechanism
- Greasable front rollers
- Cutting units raise to a horizontal position for transporting





New TR330 & AR331

Premium Level Triplex Cylinder & Rotary Mowers

TR330 and AR331 Specification

- TR330 and AR331 are the Premium models and have all the features as listed for TR320 and AR321 with the following specification differences:
- Milsco V5300 mechanical suspension seat with arm rest
- Joy stick control for lift lower operations
- Electronic control systems with digital display screen
- Electronic mow interlock speed control
- Adjustable weight transfer system





New TR300 & AR300 Series

Accessories

- Rear Roller Brush Kit – Ipswich Built Units only
- Backlap Kit - Standard on Premium TR models
- Adjustable Weight Transfer – Standard on Premium AR & TR
- Work Lights
- Smooth/Slick Tyres
- Sun Canopy





New TR300 & AR300 Series

Summary

- TR320 & AR321 – *Standard model*
 - Analogue information display
 - Non suspension seat
 - Rocker switch for lift /lower control
 - Low tech. electrical system & components

Great Feature.....



 - **Cylinder Cutting Units** can raise to a vertical position




- TR330 & AR331 – *Premium model*
 - Digital information display
 - Suspension seat
 - Joy stick control for lift/lower control
 - Electric controller and diagnostic systems

Great Feature.....

 - **All Cutting units** can shift from side to side









New TR300, AR300



THANK YOU QUESTIONS

