

# Introduction to CWIS

Abishek S Narayan


Eawag-Sandec

This is not an ADB material. The views expressed in this document are the views of the author/s and/or their organizations and do not necessarily reflect the views or policies of the Asian Development Bank or its Board of Governors, or the governments they represent. ADB does not guarantee the accuracy and/or completeness of the material's content, and accepts no responsibility for any direct or indirect consequence of their use or reliance, whether wholly or partially. Please feel free to contact the authors directly should you have queries.

# Sanitation Poverty – Asia, Africa, Latin America



**Hanging Toilets in Bangladesh**  
© Water.Org



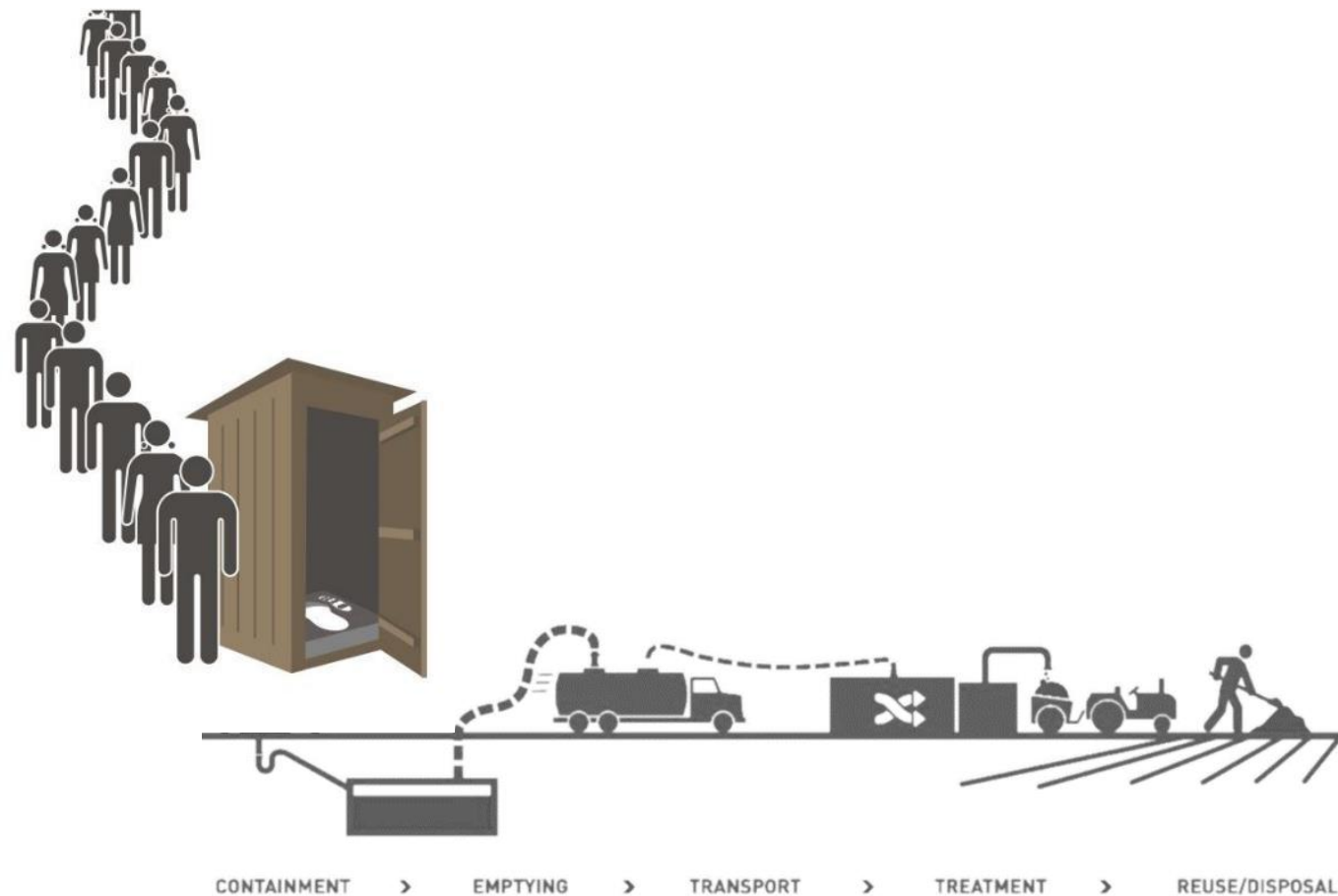
**Flying Toilets in Kenya**  
© Africa Times



**Unusable Toilets in Peru**  
© WSP

# Complexity of Urban Sanitation

1. Rapid Urbanization
2. Population Density
3. More Inequities
4. Institutional jurisdictions
5. Slum and tenure issues
6. Lower social cohesion
7. Higher cost of implementation
8. No vision of entire chain
9. Poor urban planning
10. Low stakeholder involvement



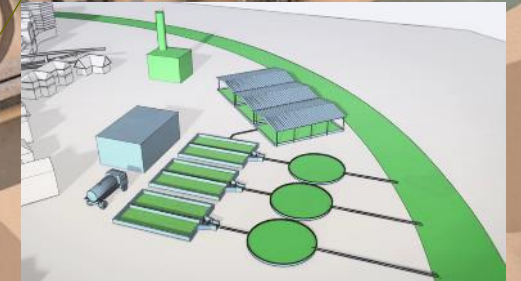
**Equity in service**



**Inclusive Planning**



**Contextual solutions**



**Environmental and social justice**

***CWIS brings various evolved thinking of urban sanitation under one umbrella***



# Evolution of CWIS

---

2016 – Conception (Atlanta Conference)

2017 – Call for Action (Stockholm Water Week)

2018 – 1 Billion USD Commitment (Beijing Expo)

2019 – Principles on CWIS (Manila Conclave)

2020 – Publications on CWIS (Frontiers in Envi.Sci)

# So.. What is CWIS?



Initial understanding by CWIS  
Pillars – (WB et al., 2017)

# Defining Citywide Inclusive Sanitation

An **approach** to urban sanitation, where **all** members of the city have **equitable** access to **adequate** and **affordable improved sanitation services** through appropriate systems of all scales (**sewered & non-sewered**), without any contamination to the environment along the **entire sanitation value chain**



(Narayan and Lüthi 2020)



# Manila Principles on CWIS

## 1. Equity

Everyone in an urban area – including communities marginalized by gender, social, and economic reasons – benefit from equitable, affordable, and safe sanitation services.

## 2. Environment and public health

Human waste is safely managed along the entire sanitation service chain, starting from containment to reuse and disposal.

## 3. Mix of technologies

A variety of sewerred and non-sewerred sanitation solutions coexist in the same city, depending on contextual appropriateness and resource recovery potential.

## 4. Comprehensive planning

Planning is inclusive and holistic with participation from all stakeholders including users and political actors – with short- and long-term vision and incremental perspective and is synergistic with other urban development goals.

## 5. Monitoring and accountability

Authorities operate with a clear, inclusive mandate, performance targets, monitoring requirements, human and financial resources, and accountability.

## 6. Mix of business models

Sanitation services are deployed through a range of business models, funding sources, and financial mechanisms to reach all members equitably.

# CWIS synergies with SDGs

- CWIS is mainly : 6.2.1 to 6.3.1  
Access to improved sanitation to Treatment of all wastewater produced.
- But CWIS is also
  - good health and wellbeing (SDG 3)
  - gender equality (SDG 5)
  - reduced inequalities (SDG 10)
  - sustainable cities (SDG 11).
  - resource recovery (SDG 7)
  - circular waste economy (SDG 12)

Lüthi and Narayan 2019



photo: U. Croewster

## Citywide Inclusive Sanitation: Achieving the urban water SDGs

Christoph Lüthi  
Abishek Sankara Narayan  
Eawag - Swiss Federal Institute of Aquatic Science and Technology

Between 2015 and 2030, Africa's population is expected to grow by 42 per cent or nearly half a billion people; Likewise, Asia's population will grow by a similar number, although representing only 12 per cent growth in the continent's population (UN DESA 2018). Most of this growth is projected to take place in urban areas, while rural population numbers will stagnate. Most cities lack the basic infrastructure and services needed for economic productivity, social inclusion and environmental sustainability, while inequalities within cities are persistent and widespread. The urban poor particularly lack access to adequate shelter, water, sanitation and health services.

Local authorities in developing cities often lack capacity in planning and implementation and therefore are ill-equipped to deal with this projected growth. In most countries of the Global South, urban infrastructure planning and programming is still top-down and follows

with special attention to water and sanitation services (UN 2017). The Sustainable Development Goals (SDGs) are 17 different goals, among which water, sanitation and hygiene form Goal-6. Under this framework, there are separate targets for drinking water, water quality, water-related ecosystems and specifically, the universal, equitable access to 'improved' sanitation. Globally, an additional one million persons have to get access to improved sanitation facilities each day to reach this goal by 2030 (Mara and Evans 2017). Although compared to rural areas, cities have better sanitation service provision, (WHO 2017), the latter is still a major contributor of untreated wastewater, creating hotspots for environmental degradation and public health hazards impairing social and economic productivity.

Most importantly, within the sanitation targets of SDG 6.2, for the first time, the focus is not only on toilet access, but on managing the entire sanitation value chain, encompassing

# Unpacking equity and inclusion

# Understanding “Inclusive” – Piece of Cake!

**All technologies considered** - Decentralised, and Centralised-FSM, CBS, Sewered, SSS, Central STP

**Equity for Marginalised Communities** – Gender, Age, Disabilities, Religion, Caste, Income levels

**Consideration of Value Chain** – Collection, Containment, Conveyance, Treatment, Reuse, Disposal

**Planning with involvement of all Stakeholders** – Government, Community of users, Private Service providers, Sanitary workers, Academia and Fund Granters

**Taking account of larger urban developmental goals** – Water, Transport, Climate, Energy, Poverty, Redevelopment, social inclusion



# Equity, Equality and Justice in WASH

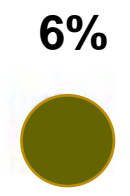


# WASH subsidies are not pro-poor

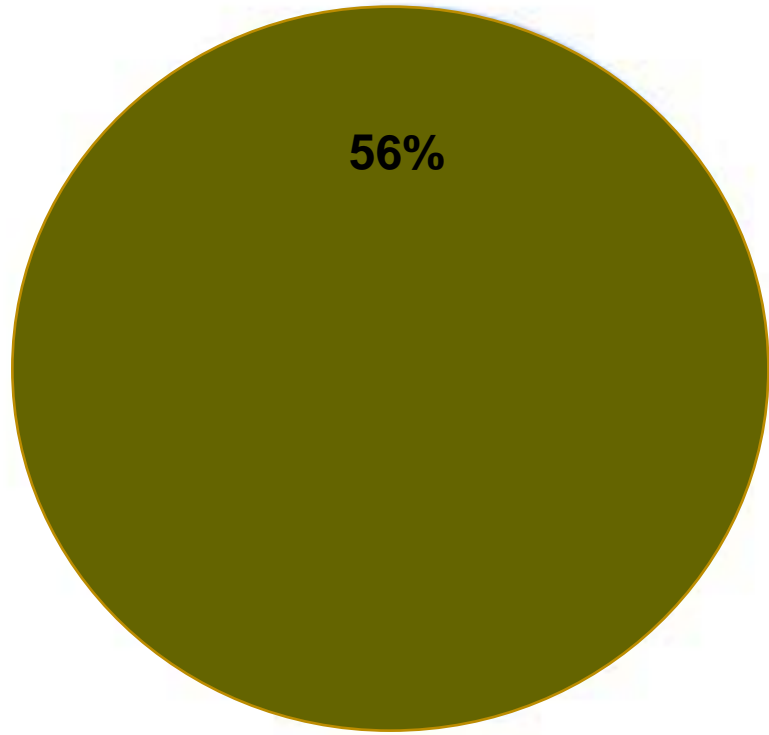


# Where the money goes

Subsidies that reach the poorest quintile of a country population  
(average, %)



Subsidies that reach the wealthiest quintile of a country population  
(average, %)



# Cases where poor subsidize the rich

- Poor subsidize sewers for the rich. And also pay higher price for emptying.
- Often disguised fee charges from sanitation under water tax.
- This too is unmetered – so shared houses end up paying increasing block tariff.
- Eg- Dar es Salaam (Tremolet, 2013)  
Addis Ababa (Narayan, 2017)





**Unpacking mix of technologies**

# Conventional Urban Sanitation Approaches







# 6 Key Challenges in a Asian Developing Cities

- Space
- Sewers
- Funds
- Water
- Slums
- Political will

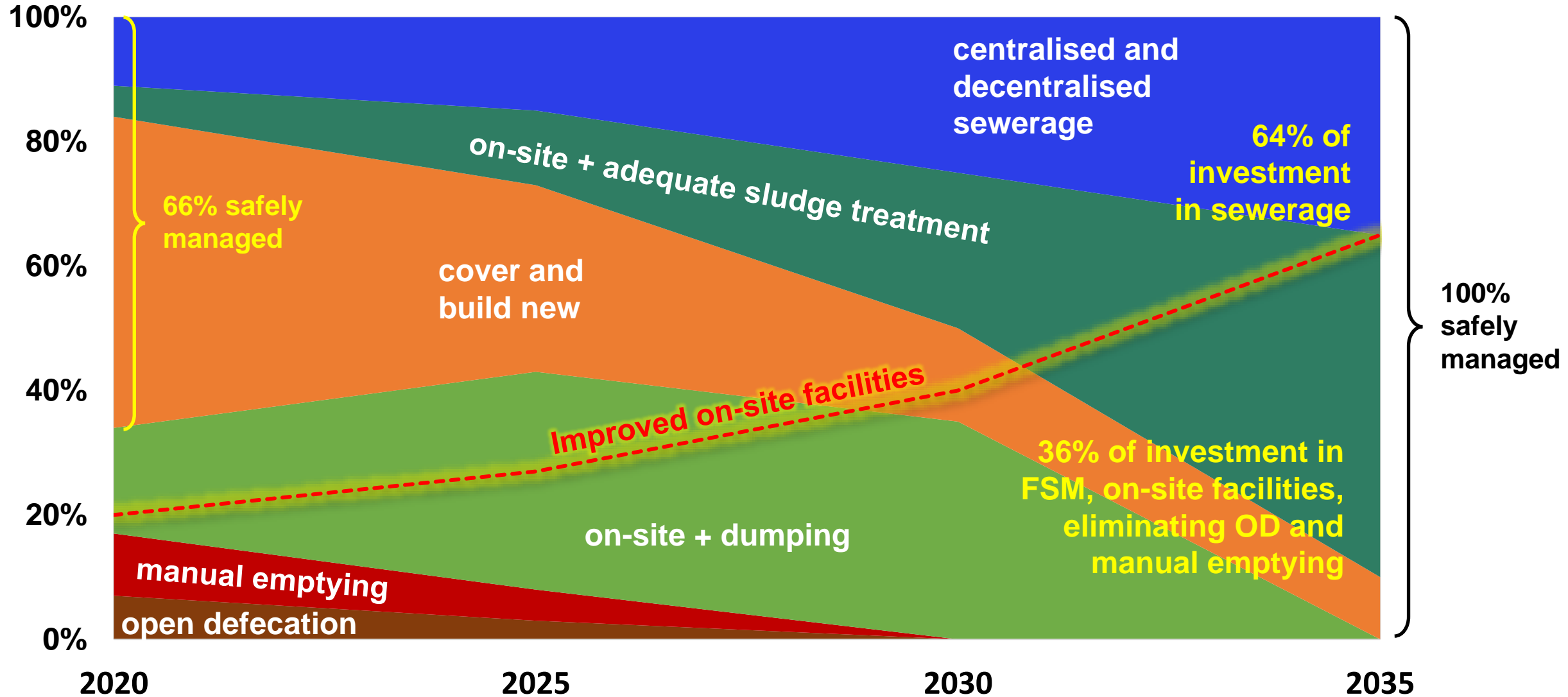


# Context Specific Solutions



- Centralised systems where economy of scale works.
- Decentralised systems in areas dictated by topography, population density, and fund availability
- Fecal Sludge Management in outer areas where access is an issue. Eg- slums, and peri urban regions

# Right Mix of Solutions



# Need for Comprehensive Planning

---

- With detailed diagnostic study, bringing local knowledge.
- That involves all stakeholders- both users and providers.
- Drives equity.
- Systematically considers all technological options.
- Makes an inclusive decision.
- Has spatial and temporal considerations.





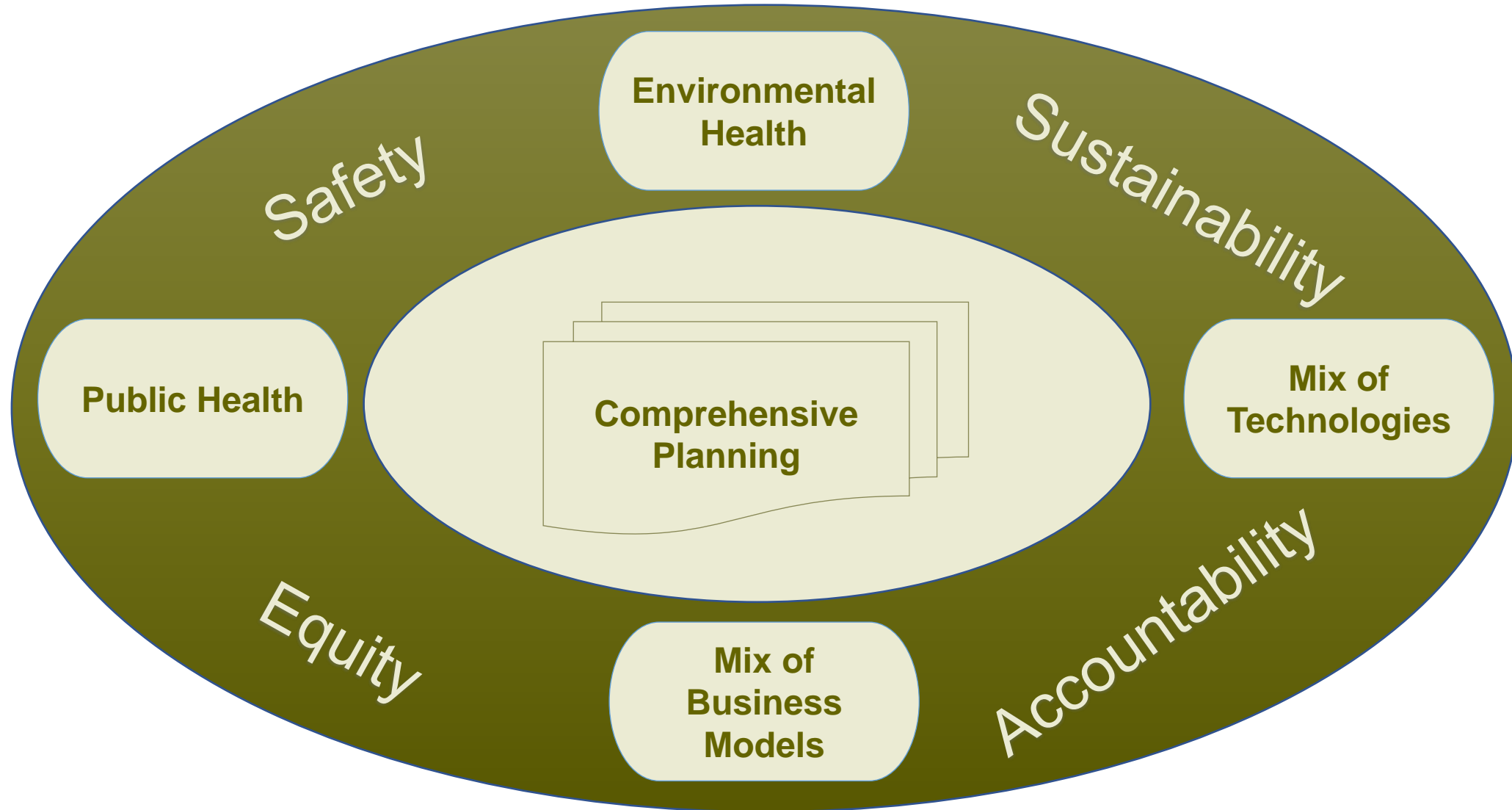
# CWIS Service Framework

<b>Service Outcomes</b>	<b>EQUITY</b> ‘Fairness’ in distribution and prioritization of services, service quality, service prices, and use of public finance/subsidies	<b>SAFETY</b> All human waste is managed to protect public goods* for customers, workers and all communities	<b>SUSTAINABILITY</b> Management of revenues and resources--financial, labor, energy, water--sustain performance
<b>System Functions</b>	<b>RESPONSIBILITY</b> Authority or authorities execute a clear mandate to ensure inclusive, safe sanitation services	<b>ACCOUNTABILITY</b> Performance is monitored and managed with transparency, data, incentives and penalties	<b>RESOURCE PLANNING &amp; MANAGEMENT</b> Resources are managed to support implementation of mandate and achieve goals across time / space

**FIGURE 2 |** CWIS service framework. \*Public Goods are the elements of sanitation service delivery system characterized by market failures –technically, non-excludability and non-rivalry. Practically, they are the elements of sanitation service that are outside of individuals’ direct private interests and can include safe on-site containment, network connections, transporting waste to safe disposal, and other activities required for long-term protection of water, land and public health along the value chain.

*Schrecongost et al., 2020*

# CWIS Planning Framework



**Tools to help planning will be covered in  
Part - 3**

- Narayan and Lüthi 2020 “Solving urban sanitation - sustainably and equitably” *World Water*
- Lüthi, C., and A. S. Narayan. 2018 "Citywide inclusive sanitation: achieving the urban water SDGs." *Perspectives Integrated Policy Briefs: Urban*
- World Bank 2019 “Less is More” Report on Subsidies in WASH
- Schrecongost A, Pedi D, Rosenboom JW, Shrestha R, Ban R. 2020. Citywide Inclusive Sanitation: A Public Service Approach for Reaching the Urban Sanitation SDGs. *Front. Environ. Sci.* 8(February):1–8



- CWIS is an overarching approach to solving urban sanitation sustainably and equitably.
- The Manila principles explain the objectives of CWIS.
- The sanitation sector has come together to collaborate on CWIS.
- It needs comprehensive planning for success.

