



Prevalence of non-volitional sex (made to have sex, against your will)

2014/15 New Zealand Health Survey

Murphy B, Dickson N, Gribben B, Righarts A,
Saxton P, Connor

Disclosure of interest



Authors commissioned by the Ministry of Health
Upcoming Ministry of Health publication

Murphy B^{*1}, Dickson N,² Gribben B,³ Righarts A,²
Saxton P,⁴ Connor J²

¹ Ministry of Health, Wellington

² University of Otago, Dunedin

³ CBG Health Research, Auckland

⁴ University of Auckland, Auckland



Contact details and future research

- Contact details:
 - Bridget_Murphy@moh.govt.nz
 - DDI: 04 816 4453
- Confidentialised Unit Record File (CURF)
 - http://www.stats.govt.nz/tools_and_services/microdata-access/confidentialised-unit-record-files.aspx
- Questionnaires:
 - <http://www.health.govt.nz/publication/questionnaires-and-content-guide-2014-15-new-zealand-health-survey>

3



Background

- 2014/15 Health Survey: **First** comprehensive, nationally representative survey of sexual behaviour & reproductive health in NZ
- Based on UK National Survey of Sexual Attitudes & Lifestyles undertaken: 1990, 2000 & 2010

4



Research questions

1. What % of adults have been made to have sex against their will, since age 13 years?
2. What is the median age at most recent occurrence of non-volitional sex (NVS)?
3. What is the relationship between victim and perpetrator at most recent occurrence?

Definitions

- Sex: 'Vaginal, oral, or anal' & 'genital contact intended to achieve orgasm'
- NVS: 'made you have sex against your will'

5

Methods

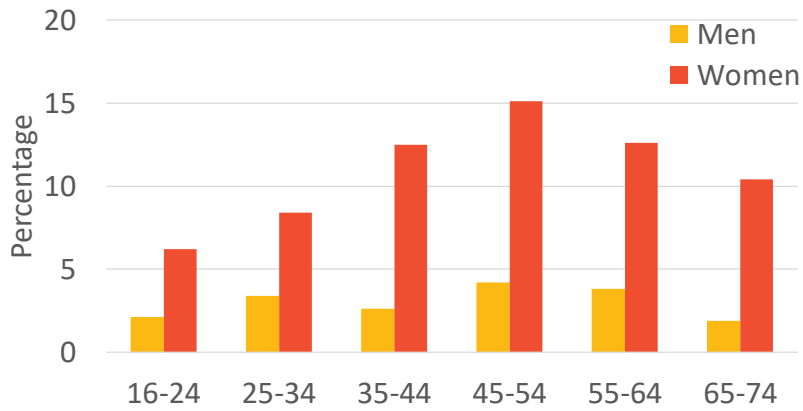


- Voluntary continuous survey
- Questionnaire: self-complete module
- Sample: 10,198 adults aged 16-74 years
 - 87% of 16-74 year olds who completed core NZHS (NZHS response rate = 79%)
 - Results are weighted to be representative of total population aged 16-74 years.
- Thank you to the thousands of New Zealanders who participated in the survey

6

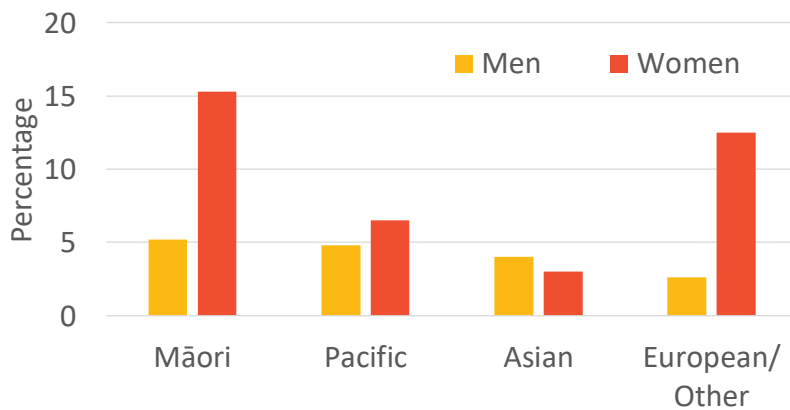
Experienced non-volitional sex since 13-yr

7% of adults



Experienced non-volitional sex

Highest Māori: 11%. Lowest Asian: 4%



Total response measure of ethnicity.

Median age at most recent experience of non-volitional sex since age 13



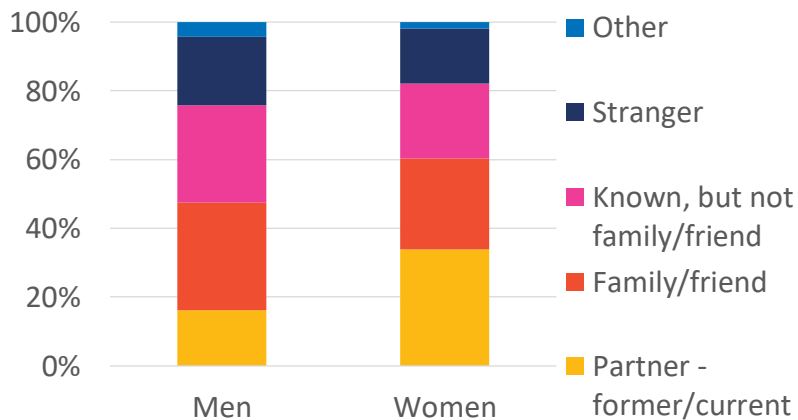
- Men: 15 years at most recent NVS
- Women: 18 years at most recent NVS
- Majority of NVS experiences were in teenage years

9

Perpetrator of most recent NVS



Vast majority knew perpetrator, stranger: 17%



10



Key findings

- Women more likely to experience NVS
 - 11% women & 3% men
- Māori more likely to experience NVS
 - 11% Māori, 8% European, 6% Pacific, 4% Asian
 - 15% Māori women & 13% European women
- Median age of victim: 15-yr men, 18-yr women
- Perpetrator is usually known, stranger: 17%
- Women more likely to be victimised by a current/former partner: 34% women; 16% men