



Video Link

# Tenofovir Alafenamide vs Tenofovir DF in Women: Pooled Analysis of 7 Clinical Trials



Thompson MA<sup>1</sup>, Brar I<sup>2</sup>, Brinson C<sup>3</sup>, Creticos CM<sup>4</sup>, Hagins D<sup>5</sup>, Koenig E<sup>6</sup>, Martorell CT<sup>7</sup>, Mussini C<sup>8</sup>, Waters L<sup>9</sup>, Guo S<sup>10</sup>, Liu Y<sup>10</sup>, Brainard D<sup>10</sup>, Temme L<sup>10</sup>, SenGupta D<sup>10</sup>, Fagan D<sup>11</sup>, Das M<sup>10</sup>

<sup>1</sup>AIDS Research Consortium of Atlanta, Atlanta, USA; <sup>2</sup>Henry Ford Hospital Detroit, USA; <sup>3</sup>Central Texas Clinical Research, Austin, USA; <sup>4</sup>Howard Brown Health Center Chicago, USA; <sup>5</sup>Chatham County Health Department Savannah, USA; <sup>6</sup>IDEV, Santo Domingo, Dominican Republic; <sup>7</sup>The Research Institute Springfield, USA; <sup>8</sup>Azienda Ospedaliera Universitaria Policlinico di Modena, Italy; <sup>9</sup>Mortimer Market Centre, London, UK; <sup>10</sup>Gilead Sciences Inc, Foster City, USA; <sup>11</sup>Gilead Sciences, Melbourne, Australia

Gilead Sciences, Inc.  
333 Lakeside Drive  
Foster City, CA 94404  
Tel: (650) 574-3000  
Fax: (650) 578-9264

## Background

- Globally, the majority of people living with HIV (PLHIV) are cis-women, and the number of women acquiring HIV infection continues to rise<sup>1</sup>
- Research guidelines have long advocated for sex-based assessment of drug efficacy, toxicity, and tolerability profiles, but women continue to be underrepresented in clinical trials assessing efficacy and safety of antiretroviral treatment (ART) among PLHIV<sup>2,3</sup>
- One of the consequences of this restricted representation is the absence of definitive information about the specific efficacy and safety of ART in women<sup>4-10</sup>
- Tenofovir alafenamide (TAF) has demonstrated an improved renal and bone safety profile relative to tenofovir disoproxil fumarate (TDF) in multiple randomized trials with similar efficacy<sup>11-15</sup>

## Objective

- To evaluate the efficacy and safety of TAF vs TDF for ART initiation or switch in cis-women in a pooled analysis of 7 studies (only including cis-women, referred to as women herein), and to compare outcomes to those in men

## Methods

### Studies Included in Integrated Analysis

779 women from 7 (5 double-blind, 2 open-label) randomized studies\*

Study ID	N	Regimen
292-0104	N=867	E/C/F/TAF vs E/C/F/TDF
292-0111	N=866E	I/C/F/TAF vs E/C/F/TDF
<b>Treatment Naïve (n=2 studies, 260 women)</b>		
380-1878 OL	N=577B	/F/TAF vs boosted PI- regimens
366-1160	N=875	FTC/RPV/TAF vs EFV/FTC/TDF
366-1216	N=630	FTC/RPV/TAF vs FTC/RPV/TDF
311-1089	N=663F	/TAF + 3rd agent vs F/TDF + 3rd agent
292-0109 OL	N=1436	E/C/F/TAF vs TDF- containing regimens
<b>Virologically Suppressed (n=5 studies, 519 women)</b>		

### Outcomes

- Efficacy (Snapshot analysis)
- Safety
  - Overall (most common AEs)
  - Renal
    - AEs, AEs leading to discontinuation, cases of proximal renal tubulopathy or Fanconi syndrome
  - eGFR by Cockcroft-Gault (CrCl; mL/min)
  - Glomerular proteinuria (UACR), tubular proteinuria (urine RBP:Cr and  $\beta$ 2M:Cr)
  - Bone (BMD)

\*Individual studies were not powered to evaluate outcomes by sex. AE, adverse event; B, bictegravir; BMD, bone mineral density;  $\beta$ 2M,  $\beta$ 2-microglobulin; C, cobicistat; CrCl, creatinine clearance; E (or EVG), elvitegravir; EFV, efavirenz; eGFR, estimated glomerular filtration rate; F (and FTC), emtricitabine; PI, protease inhibitor; RBP, retinol-binding protein; R, RPV, rilpivirine; SCr, serum creatinine; UACR, urine albumin creatinine ratio.

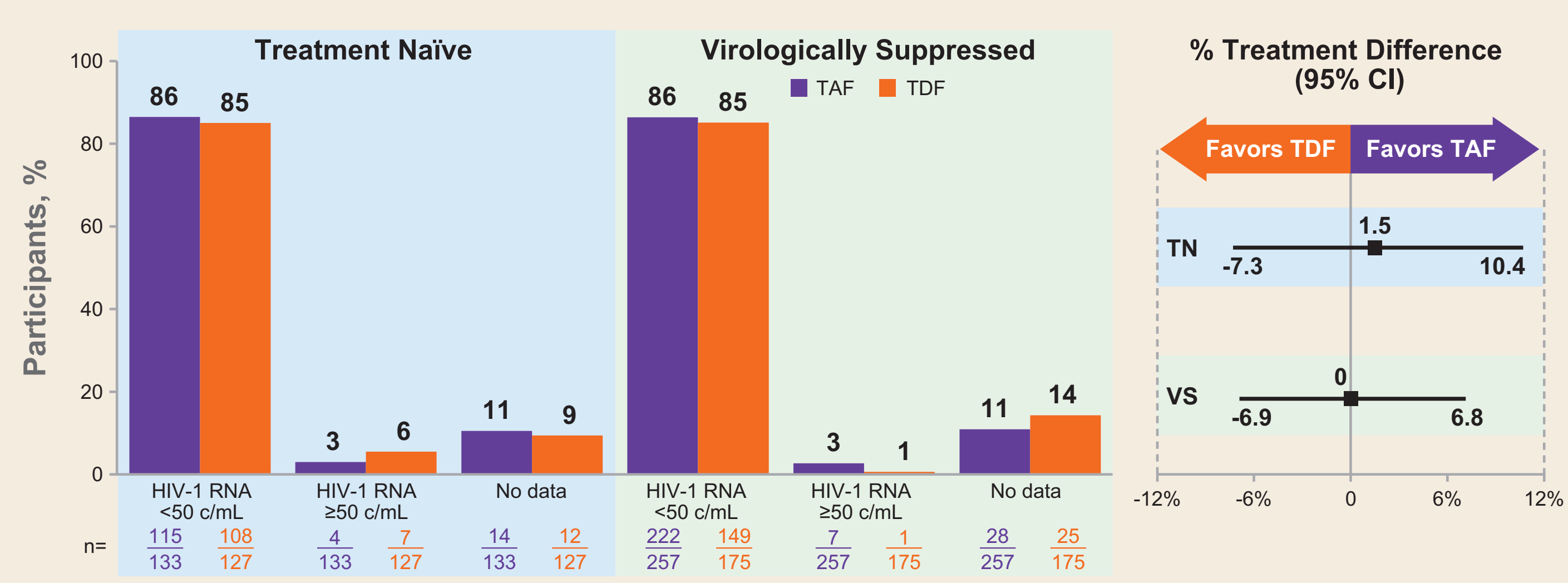
## Results

### Baseline Characteristics

	Treatment Naïve		Virologically Suppressed	
	TAF (n=133)	TDF (n=127)	TAF (n=296)	TDF (n=223)
Median age, y (range)	37 (19, 66)	40 (18, 63)	47 (22, 73)	47 (22, 69)
Race/ethnicity, %				
Black or African descent	38	32	48	53
Hispanic/Latina ethnicity	24	27	25	24
US	38	42	72	74
Ex-US	62	58	28	26
Median body mass index, kg/m <sup>2</sup> (IQR)	25 (22, 31)	26 (22, 31)	29 (24, 34)	27 (24, 32)
Median HIV-1 RNA, log <sub>10</sub> copies/mL (IQR)	4.5 (4, 5)	4.5 (4, 5)	—	—
Median CD4 cell count, cells/ $\mu$ L (IQR)	358 (243, 480)	367 (276, 450)	726 (578, 909)	689 (508, 909)
Median eGFR <sub>CG</sub> , mL/min (IQR)	116 (91, 136)	104 (89, 129)	107 (87, 128)	100 (77, 121)
Medical history, %				
Diabetes mellitus	6	10	9	7
Hypertension	17	19	34	30
Cardiovascular disease	2	0	4	1
Hyperlipidemia	7	13	36	25

c, copies; IQR, interquartile range.

### Virologic Outcomes at Week 96 by FDA Snapshot



CI, confidence interval; FDA, Food and Drug Administration; TN, treatment naïve; VS, virologically suppressed.

- Of treatment naïve men, 87% on TAF and 85% on TDF achieved HIV-1 RNA <50 c/mL at Week 96; suppression was maintained in 91% of virologically suppressed men on TDF vs 89% on TAF
- Efficacy results were similar for TAF vs TDF in both women and men

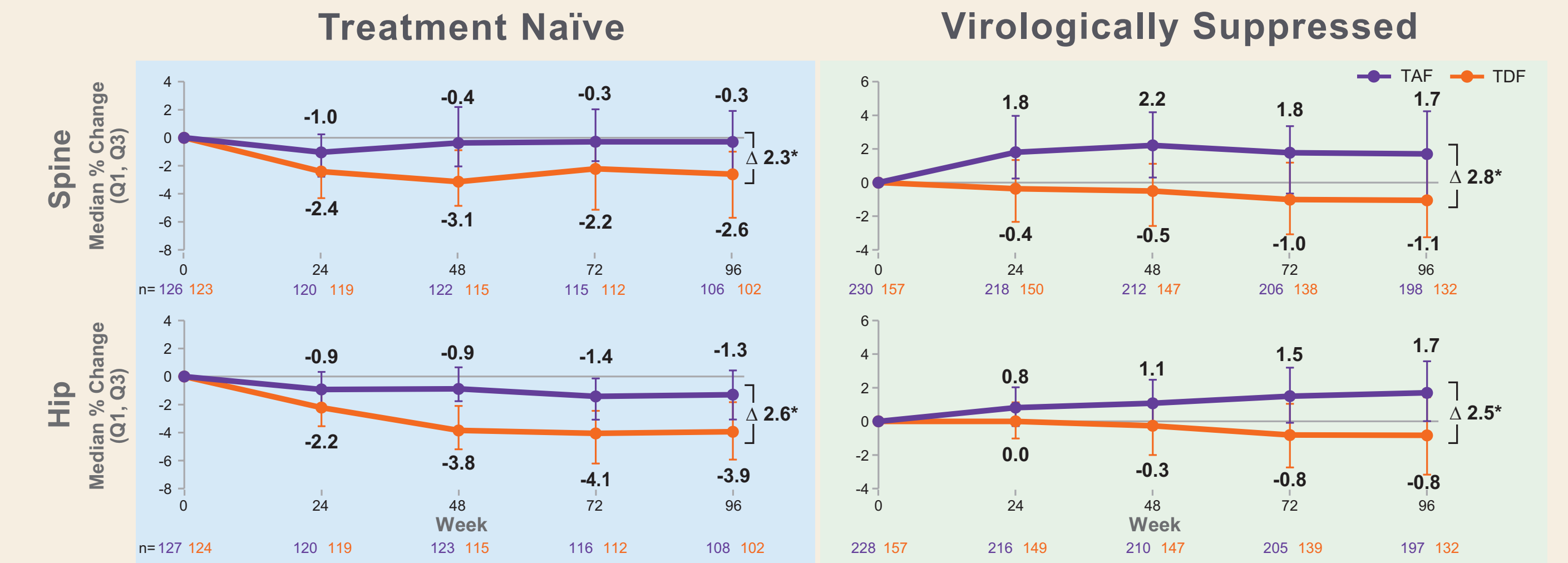
### Most Common AEs in Treatment Naïve Women Through Week 144

n (%)	TAF (n=133)	TDF (n=127)
Nausea	24 (18)	40 (31)
Nasopharyngitis	30 (23)	32 (25)
Headache	28 (21)	28 (22)
Upper respiratory tract infection	26 (20)	27 (21)
Diarrhea	29 (22)	21 (17)
Arthralgia	23 (17)	21 (17)
Urinary tract infection	18 (14)	20 (16)
Dizziness	16 (12)	19 (15)
Back pain	16 (12)	18 (14)
Vaginal discharge	16 (12)	14 (11)
Vomiting	15 (11)	14 (11)
Osteopenia	16 (12)	10 (8)
Abdominal pain	14 (11)	4 (3)

- Incidence of individual AEs in women was similar for TAF vs TDF, and consistent with data in men
- Discontinuation due to AE/death was 0% on TAF vs 1.6% on TDF in treatment naïve women and 1.3% (TAF) vs 2.2% (TDF) in virologically suppressed women through Week 96
- TAF was well-tolerated in women with a similar overall safety profile for TAF and TDF, and consistent with data in men

## Results (Cont'd)

### Changes in Bone Mineral Density (BMD) Through Week 96

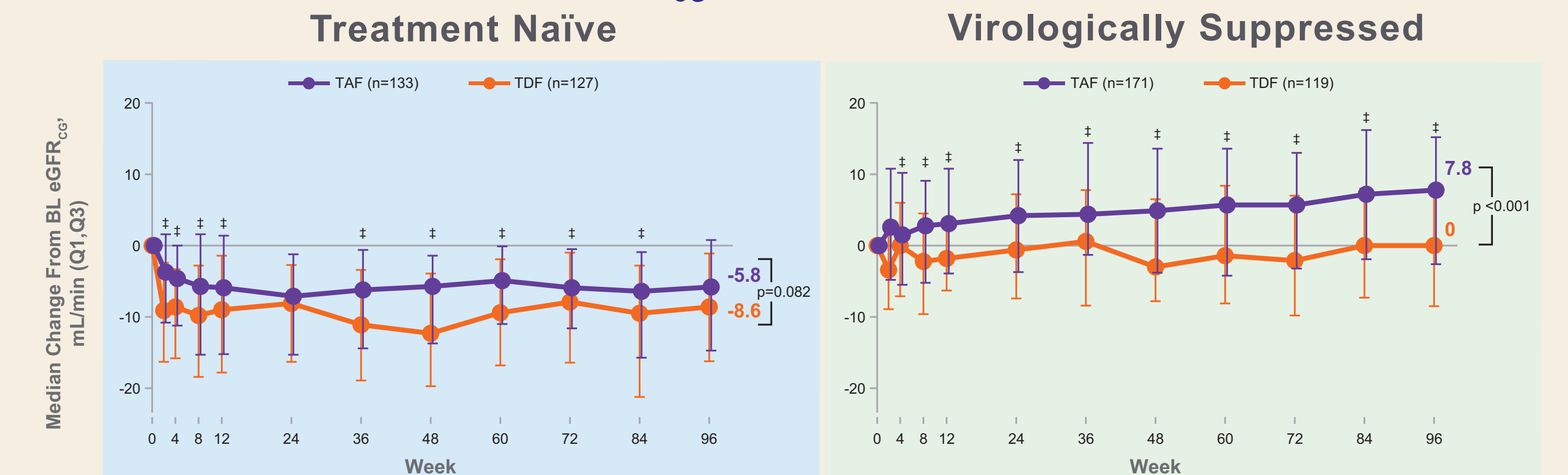


URTI, upper respiratory tract infection.

- In treatment-naïve men, median % change in BMD was -1.0 on TAF and -2.8 on TDF (spine)\* and -0.8 on TAF and -3.5 on TDF (hip)\* at Week 96
- In virologically-suppressed men, these values were 1.8 for TAF vs 0 for TDF (spine)\* and 1.8 for TAF vs -0.5 for TDF (hip)\*
- Women initiating TAF had less BMD decline vs TDF, and women switching to TAF from TDF had improvements in BMD; similar to results in men

\*p<0.001, calculated from analysis of variance model including study and treatment as fixed effects for BMD

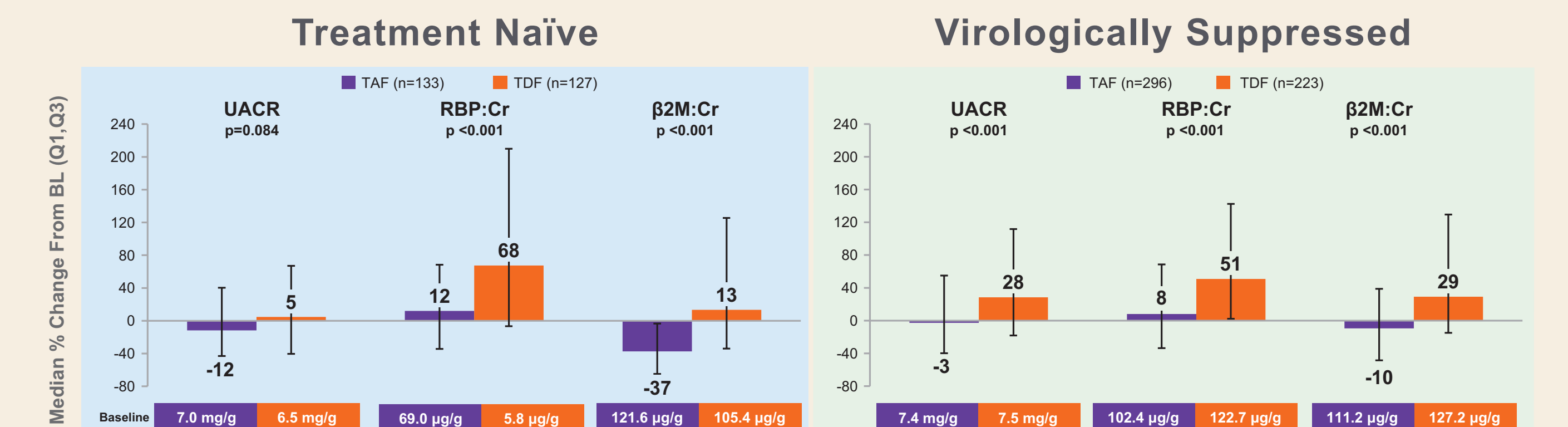
### Changes From Baseline in eGFR<sub>CG</sub> Through Week 96\*



- In treatment-naïve men, median change in eGFR<sub>CG</sub> was -4.7 mL/min on TAF and -8.0 on TDF; in virologically-suppressed men, median eGFR increased by 5.8 mL/min with switch to TAF vs 0.7 staying on TDF†
- Women initiating TAF had numerically less eGFR decline vs TDF, and women switching to TAF from TDF had improvements in eGFR, consistent with data in men

\*Virologically suppressed group excluded women who switched from EFV/FTC/TDF  
†Significant treatment difference between TAF and TDF (calculated from 2-sided Wilcoxon rank-sum test). Q, quartile.

### Changes From Baseline in Renal Biomarkers at Week 96



- In treatment-naïve men, median % change (TAF vs TDF) in UACR was -4 vs 5\*; RBP:Cr was 14 vs 75\*;  $\beta$ 2M:Cr was -30 vs 37\*
- In virologically-suppressed men, median % change (TAF vs TDF) in UACR was -6 vs 27\*; RBP:Cr was -3 vs 62\*;  $\beta$ 2M:Cr was -30 vs 55\*
- Women initiating or switching to TAF had less tubular proteinuria (RBP:Cr,  $\beta$ 2M:Cr) vs TDF, similar to results in men

\*p<0.001, calculated by Wilcoxon rank-sum test.

### Treatment-Emergent Renal AEs at Week 96

TEAE, n (%)	Treatment Naïve		p-value	Virologically Suppressed		p-value
	TAF (n=133)	TDF (n=127)		TAF (n=296)	TDF (n=223)	
Renal and urinary disorders	5 (4)	10 (8)	0.19	14 (5)	14 (6)	0.44
Dysuria	1 (1)	2 (2)		3 (1)	4 (2)	
Proteinuria	2 (2)	3 (2)		4 (1)	3 (1)	
Hematuria	1 (1)	4 (3)		2 (1)	2 (1)	
Pollakiuria	1 (1)	0		3 (1)	1 (<1)	
Oliguria	0	2 (2)		—	—	
Renal failure	0	1 (1)		—	—	
Acute kidney injury	—	—		0	2 (1)	
Chronic kidney disease	—	—		1 (<1)	1 (<1)	
Chromaturia	—	—		1 (<1)	0	
Leukocyturia	—	—		1 (<1)	0	
Polyuria	—	—		0	1 (<1)	
Sterile pyuria	—	—		0	1 (<1)	
<b>TEAEs leading to drug discontinuation</b>						
Renal and urinary disorders	0	1 (1)	0.31	0	1 (<1)	0.43
Chronic kidney disease	0	0		0	1 (<1)	
Renal failure	0	1 (1)		0	0	

TEAE, treatment-emergent adverse event.

- In women, there were no cases of proximal renal tubulopathy or Fanconi syndrome with TAF vs 1 with TDF (E/C/F/TDF); in men there were 0 cases with TAF vs 9 with TDF

## Conclusions

- Cis-women who initiated or switched to TAF had significantly improved BMD and renal tubular biomarkers compared to those on TDF, with similar rates of virologic suppression through Week 96
- Results were similar to those in men
- These pooled data from 7 studies demonstrate a safety advantage for initiating therapy with or switching to TAF compared to TDF in women

## References & Acknowledgements

1. Global report UNAIDS report on the global AIDS epidemic 2013. [http://files.unaids.org/en/media/unaids/contentassets/documents/epidemiology/2013/g2013/UNAIDS\\_Global\\_Report\\_2013\\_en.pdf](http://files.unaids.org/en/media/unaids/contentassets/documents/epidemiology/2013/g2013/UNAIDS_Global_Report_2013_en.pdf). 2. Bennett JC, et al. N Engl J Med 1993;329:289-92. 3. Sherman LA, et al. Science 1995;267:93-5. 4. Currier J, et al. Ann Intern Med 2010;153:349-57. 5. d'Arminio Monforte A, et al. AIDS 2010;24:1091-6. 6. Hojfer S, et al. HIV Med 2012;13:408-15. 7. Montoro A, et al. Antivir Ther 2013;18:27-34. 8. Soon GG, et al. AIDS Patient Care STDs 2012;26:444-53. 9. Squires K, et al. Lancet HIV 2016;3:e410-20. 10. Umeh OC, et al. Expert Opin Metab Toxicol 2006;2:273-83. 11. Arribas JR, et al. J Acquir Immune Defic Syndr 2017;75:211-8. 12. Daar E, et al. Lancet HIV 2018;5:e347-56. 13. DeJesus E, et al. Aids Res Hum Retroviruses 2018;34:337-42. 14. Hagins D, et al. HIV Med 2018;19:724-33. 15. Raffi F, et al. J Acquir Immune Defic Syndr 2017;75:228-31.

We extend our thanks to the women, their partners and families, and all Investigators and study staff for GS-US-292-0104, 292-0111, 292-0109, 311-1089, 366-1160, 366-1216, and 380-1878. Special thanks to the Gilead study teams. These studies were funded by Gilead Sciences, Inc.